

## PAIN

## Perioperative Pain and Addiction Interdisciplinary Network (PAIN): consensus recommendations for perioperative management of cannabis and cannabinoid-based medicine users by a modified Delphi process

Karim S. Ladha<sup>2,†</sup>, Alexander McLaren-Blades<sup>1,†</sup>, Akash Goel<sup>30</sup>, Michael J. Buys<sup>3</sup>, Paul Farquhar-Smith<sup>4</sup>, Simon Haroutounian<sup>5</sup>, Yuvaraj Kotteeswaran<sup>6</sup>, Kwesi Kwofie<sup>7</sup>, Bernard Le Foll<sup>8,9,10,11,12,13,14</sup>, Nicholas J. Lightfoot<sup>15</sup>, Joel Loiselle<sup>16</sup>, Hamish Mace<sup>17,18</sup>, Judith Nicholls<sup>19</sup>, Aviva Regev<sup>20</sup>, Leiv Arne Rosseland<sup>21,22</sup>, Harsha Shanthanna<sup>23</sup>, Avinash Sinha<sup>24</sup>, Ainsley Sutherland<sup>25</sup>, Rob Tanguay<sup>26,31,32</sup>, Sherry Yafai<sup>27,28</sup>, Martha Glenny<sup>1</sup>, Paul Choi<sup>1</sup>, Salima S. J. Ladak<sup>1</sup>, Timothy Sean Leroux<sup>29</sup>, Ian Kawpeng<sup>1</sup>, Bana Samman<sup>1</sup>, Rajbir Singh<sup>1</sup> and Hance Clarke<sup>1,33,\*</sup>

<sup>1</sup>Department of Anesthesia and Pain Management, Toronto General Hospital and University of Toronto, Toronto, ON, Canada, <sup>2</sup>Department of Anesthesia and Li Ka Shing Knowledge Institute, St Michael's Hospital, Toronto, ON, Canada, <sup>3</sup>Department of Anesthesiology, University of Utah, Salt Lake City, UT, USA, <sup>4</sup>Department of Anaesthetics, The Royal Marsden NHS Foundation Trust, London, UK, <sup>5</sup>Department of Anesthesiology, Washington University School of Medicine, St Louis, MO, USA, <sup>6</sup>Department of Anesthesia, Northern Ontario School of Medicine, Sudbury, Thunder Bay, ON, Canada, <sup>7</sup>Department of Anesthesia, Pain Management and Perioperative Medicine, Dalhousie University, Halifax, Nova Scotia, Canada, <sup>8</sup>Translational Addiction Research Laboratory, Centre for Addiction and Mental Health, University of Toronto, Toronto, ON, Canada, <sup>9</sup>Acute Care Program, Centre for Addiction and Mental Health, University of Toronto, Toronto, ON, Canada, <sup>10</sup>Campbell Family Mental Health Research Institute, Centre for Addiction and Mental Health, University of Toronto, Toronto, ON, Canada, <sup>11</sup>Department of Family and Community Medicine, University of Toronto, Toronto, ON, Canada, <sup>12</sup>Department of Pharmacology and Toxicology, University of Toronto, Toronto, ON, Canada, <sup>13</sup>Department of Psychiatry, Division of Brain and Therapeutics, University of Toronto, Toronto, ON, Canada, <sup>14</sup>Institute of Medical Sciences, University of Toronto, Toronto, ON, Canada, <sup>15</sup>Department of Anaesthesia and Pain Medicine, Counties Manukau Health, Auckland, New Zealand, <sup>16</sup>Department of Anesthesiology, Perioperative and Pain Medicine, Max Rady College of Medicine, University of Manitoba, Winnipeg, MB, Canada, <sup>17</sup>Department of Anaesthesia, Pain and Perioperative Medicine, Fiona Stanley Fremantle Hospital Group, Melville, Australia, <sup>18</sup>University of Western Australia, Perth, Australia, <sup>19</sup>Department of Anaesthesia, Intensive Care and Pain, Cayman Islands Health Services Authority, George Town, Cayman Islands, <sup>20</sup>PureForm Global, Los Angeles, CA, USA, <sup>21</sup>Department of Research and Development, Division of Emergencies and Critical Care, University of Oslo, Oslo, Norway, <sup>22</sup>Institute of Clinical Medicine, University of Oslo, Oslo, Norway, <sup>23</sup>Department of Anesthesia, McMaster University, Hamilton, ON, Canada, <sup>24</sup>Department of Anesthesia, McGill University, Montreal, QC, Canada, <sup>25</sup>Department of Anesthesiology, St Paul's Hospital, Vancouver, BC, Canada, <sup>26</sup>Hotchkiss Brain Institute, University of Calgary, Calgary, AB, Canada, <sup>27</sup>Releaf Institute, Santa Monica, CA, USA, <sup>28</sup>John Wayne Cancer Institute, Santa Monica, CA, USA, <sup>29</sup>The Arthritis Program, University Health Network, Toronto, ON, Canada, <sup>30</sup>Department of Anesthesiology, Pain and Perioperative Medicine, Stanford University, Stanford, CA, USA, <sup>31</sup>Department of Psychiatry, Cumming School of Medicine, University of Calgary, Calgary, Canada, <sup>32</sup>Department of Surgery, Cumming School of Medicine, University of Calgary, Calgary, Canada and <sup>33</sup>Centre for Cannabinoid Therapeutics, Toronto, ON, Canada

\*Corresponding author. E-mail: [hance.clarke@uhn.ca](mailto:hance.clarke@uhn.ca)

<sup>†</sup>Equal contributors to the authorship of this study.

Received: 4 August 2020 Accepted: 24 September 2020

© 2020 British Journal of Anaesthesia. Published by Elsevier Ltd. All rights reserved.

For Permissions, please email: [permissions@elsevier.com](mailto:permissions@elsevier.com)

## Summary

In many countries, liberalisation of the legislation regulating the use of cannabis has outpaced rigorous scientific studies, and a growing number of patients presenting for surgery consume cannabis regularly. Research to date suggests that cannabis can impact perioperative outcomes. We present recommendations obtained using a modified Delphi method for the perioperative care of cannabis-using patients. A steering committee was formed and a review of medical literature with respect to perioperative cannabis use was conducted. This was followed by the recruitment of a panel of 17 experts on the care of cannabis-consuming patients. Panellists were blinded to each other's participation and were provided with rater forms exploring the appropriateness of specific perioperative care elements. The completed rater forms were analysed for consensus. The expert panel was then unblinded and met to discuss the rater form analyses. Draft recommendations were then created and returned to the expert panel for further comment. The draft recommendations were also sent to four independent reviewers (a surgeon, a nurse practitioner, and two patients). The collected feedback was used to finalise the recommendations. The major recommendations obtained included emphasising the importance of eliciting a history of cannabis use, quantifying it, and ensuring contact with a cannabis authoriser (if one exists). Recommendations also included the consideration of perioperative cannabis weaning, additional postoperative nausea and vomiting prophylaxis, and additional attention to monitoring and maintaining anaesthetic depth. Postoperative recommendations included anticipating increased postoperative analgesic requirements and maintaining vigilance for cannabis withdrawal syndrome.

**Keywords:** anaesthesiology; cannabinoids; cannabis; pain; perioperative care; postoperative nausea and vomiting

### Editor's key points

- The number of regular cannabis users has increased significantly in recent years, with legalisation of use in some countries and increased availability in others.
- There are specific challenges that need to be considered for individuals consuming cannabis and undergoing surgery and anaesthesia, but to date there has been no comprehensive evaluation of how to best manage these patients.
- Using a modified Delphi process to evaluate current (limited) literature and reach consensus, recommendations have been made to improve perioperative outcomes.
- Recommendations include acknowledgement of the potential need for increased analgesia and anti-emesis prophylaxis, but highlight the lack of robust evidence. Robust approaches to evidence generation are needed to minimise potential harms.

The United Nations estimates that approximately 200 million individuals used cannabis in 2016, an increase of 16% over the past decade.<sup>1</sup> This number is expected to grow as countries around the globe establish legal frameworks for both recreational and medical use. With this shift, it follows that perioperative clinicians are likely to encounter cannabis consumers with increasing frequency. The ability of cannabis to impact perioperative management extends beyond its psychoactive effects. Indeed, previous studies have demonstrated a potential for cannabis to affect numerous organ systems, including the gastrointestinal, respiratory, cardiovascular, haematological, and central nervous systems.<sup>2–4</sup>

Unfortunately, the rapidly changing legal landscape surrounding cannabis has outpaced rigorous scientific research. Evidence related to the management of patients using cannabis in the perioperative period is scarce. In this paper, we present recommendations for the perioperative care of cannabis-consuming patients. This guidance is the result of reviewing available medical literature<sup>2</sup> and of the consensus of a panel of international experts obtained using a modified Delphi technique. The modified Delphi technique used was based on the RAND/UCLA Appropriateness Method developed by the RAND Corporation, and also on the modified Delphi method used by Goel and colleagues<sup>5</sup> and Fitch and colleagues<sup>6</sup> to create consensus guidelines for the perioperative management of buprenorphine.

## Cannabis and the endocannabinoid system

Cannabis contains hundreds of organic compounds, such as terpenes, flavonoids, and cannabinoids (such as  $\Delta^9$ -tetrahydrocannabinol [THC] and cannabidiol [CBD]). Tetrahydrocannabinol and CBD are the most studied cannabinoid constituents of cannabis. The physiological effects of these compounds are complex and attributed mostly to their influence on the endocannabinoid system.<sup>7</sup>

In the endocannabinoid system, the endogenous ligands anandamide and 2-arachidonoylglycerol have been the most closely studied. Both are closely related to arachidonic acid (AA) and are synthesised from AA-containing phospholipids in cellular membranes. Endocannabinoid synthesis occurs in response to overstimulation in postsynaptic neurones as a result of an intracellular calcium rise.<sup>8</sup> Endocannabinoids are released from postsynaptic neurones and lead to presynaptic downregulation of excitatory signals.<sup>9</sup>

There has been a tremendous amount of research into the mechanism of action of exogenous THC and CBD on the human nervous system. THC is a cannabinoid receptor Type 1 (CB<sub>1</sub>) and a cannabinoid receptor Type 2 (CB<sub>2</sub>) partial agonist. CBD is not an agonist at either CB<sub>1</sub> or CB<sub>2</sub>; rather, it is a negative allosteric modulator<sup>10</sup> of the cannabinoid receptor and has been shown to reduce the adverse effects of THC in human studies.<sup>11</sup> The precise mechanism of CBD has not been elucidated. CBD may increase endocannabinoid signalling, and has been found to increase serotonin receptor 1A activity, enhance adenosine signalling, and activate transient receptor potential cation channel Subfamily V Member 1 receptors that detect thermal and nociceptive stimuli.<sup>12</sup> The CB<sub>1</sub> receptor is found in virtually all CNS tissues, and is potentially a target of pharmacological intervention in pain pathways.<sup>13</sup>

As the understanding of the endocannabinoid system grows, so does its potential for developing into a reliable means of treating patients. To date, evidence suggests that cannabis products have potential use in the treatment of chronic pain, chemotherapy-induced nausea and vomiting, spasticity associated with multiple sclerosis, obstructive sleep apnoea, and fibromyalgia.<sup>14</sup> Research into other cannabis-related pharmacotherapy treatments for cancer pain, osteoarthritis, and opioid weaning is ongoing. Current evidence regarding these applications is inconclusive.<sup>15–17</sup>

It can be difficult to quantify the pharmacologically active compounds in natural cannabis that are consumed at each dosing interval. The WHO describes a typical cannabis cigarette as containing approximately 500–750 mg of cannabis.<sup>18</sup> The inhaled dose of CBD or Δ<sup>9</sup>-THC in a cannabis cigarette could be approximated using estimates like this and the percentage of Δ<sup>9</sup>-THC or CBD concentration in that cannabis product (THC/CBD dose=THC/CBD%×mg of dried cannabis). The inhaled dose is the amount of Δ<sup>9</sup>-THC available in the entire cannabis cigarette. The actual amount of Δ<sup>9</sup>-THC delivered to the patient varies greatly and is dependent on multiple variables, such as smoking technique and inspiratory effort.<sup>19</sup>

The clinical effects of cannabis vary with the quantity of cannabis consumed and the chronicity of its use.<sup>2,3</sup> The clinical effects of cannabis involve many organ systems, including the CNS, cardiovascular system, and respiratory system.<sup>2,3</sup> In the CNS, cannabis has been associated with difficulty achieving adequate depth of anaesthesia and increased cerebral blood flow, and a failure of appropriate cerebral vasodilation occurring with stressful events, such as hypercapnia and hypoxia.<sup>20–22</sup> Cardiovascular concerns include beta-adrenergic-mediated tachycardia—with acute use possibly associated with a greater incidence of myocardial ischaemia in at-risk individuals.<sup>23–28</sup> Orthostatic hypotension and bradycardia have been associated with heavy acute and chronic cannabis use.<sup>29</sup> In the respiratory system, smoked cannabis has been associated with increased airway reactivity.<sup>30–33</sup> Other perioperative cannabis-related concerns described in the literature and relevant to perioperative care include postoperative shivering, drug interaction (e.g. warfarin, NSAIDs, and opioids), reduced postoperative sleep quality, and greater postoperative pain.<sup>2,3,34</sup>

## Aims

An expert Delphi-based method was used to develop and evaluate a set of recommendations to help guide the care of patients consuming cannabis in the perioperative period.

These recommendations focused on strategies with the potential to improve post-surgical outcomes for patients consuming cannabis. Strategies that we present are derived from questions and discussion of the following interventions and concerns: weaning from cannabis, substituting nabiximols or nabilone for normal cannabis intake and using them to treat withdrawal, screening for cannabis misuse and withdrawal, intraoperative monitoring, analgesia, induction and maintenance of anaesthesia, postoperative nausea and vomiting (PONV), patient use of cannabis while hospitalised, and discharge contact with their cannabis authoriser. It is acknowledged that not all of the recommendations presented will be applicable in all jurisdictions, as cannabis legislation and product availability vary; however, there are many ubiquitous concerns regarding this patient population addressed by the strategies presented here.

This practice advisory was created following the 22-step checklist recommended by the essential Reporting Items for Practice Guidelines in Healthcare (RIGHT) group for the Enhancing the Quality and Transparency of Health Research (EQUATOR) network.<sup>35</sup> A research and ethics board (REB) waiver was obtained from the REB at the University Health Network before commencing this project.

## Target population

The expert panel determined that the current consensus statements presented here are primarily targeted at patients consuming recreational cannabis before surgery with a particular focus on patients consuming inhaled cannabis or oral cannabis. They also agreed that these consensus statements could be applied to patients consuming clinician-authorised cannabis. However, when considering the perioperative care of patients consuming clinician-authorised cannabis products, the expert panel acknowledged the necessity of collaboration between the perioperative care team and the medical cannabis authoriser.

## End users and settings

These recommendations are primarily intended for perioperative care providers, such as anaesthesiologists, surgeons, pharmacists, nurse practitioners, and nurses. They may also be of interest to care providers who also have a role in patient's preoperative and post-hospital discharge care, such as family physicians.

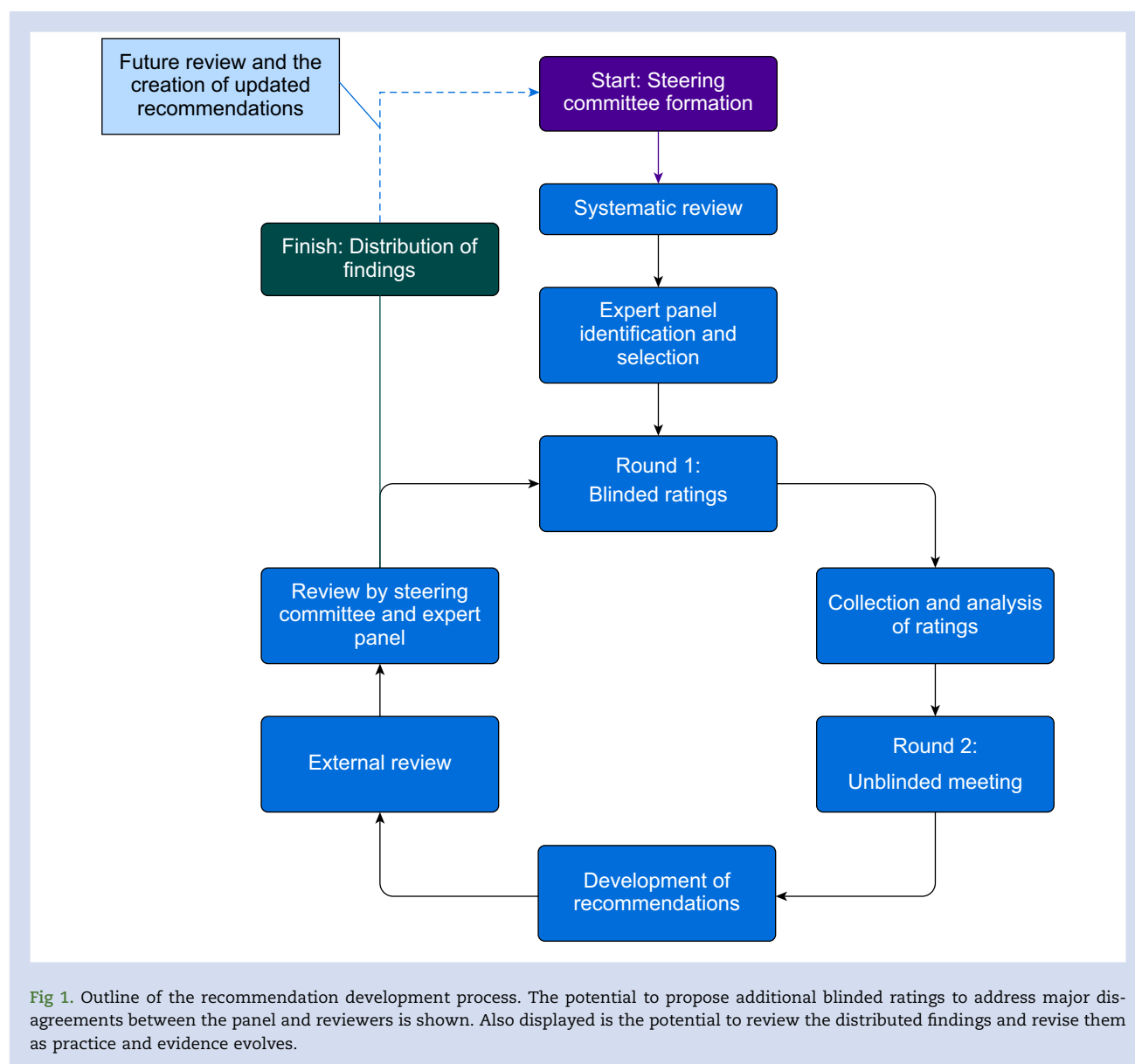
## Clinical practice development groups

### Systematic review team

A review of medical literature, 'The impact of perioperative cannabis use: a narrative scoping review', was completed before the expert panel's finalisation.<sup>2</sup> This review was directed at understanding the scope of cannabis perioperative management strategies and other existing evidence relating to perioperative cannabis use by patients.

### Steering committee

A steering committee was created to develop this project, recruit an expert panel, collect and analyse data, and compile and draft summary recommendations. This committee was composed of four anaesthesiologists with expertise in treating



patients consuming cannabis. The panel members also had an interest, or experience, in creating consensus-based recommendations. Details on the creation of the steering committee can be found in the study protocol, 'Perioperative Pain and Addiction Interdisciplinary Network (PAIN): protocol for the perioperative management of cannabis and cannabinoid-based medicines using a modified Delphi process' by McLaren-Blades and colleagues.<sup>36</sup>

### Expert consensus panel

Experts were defined as individuals possessing experience with teaching, development, research, or clinical practice related to cannabis or perioperative medicine. Experts were sought from diverse clinical and geographical backgrounds with prospective panel members being identified by the review of relevant published research and peer recommendations. Seventeen experts were included in the final panel. Eight

different countries of clinical practice and seven different clinical specialties were represented by the expert panel.<sup>36</sup>

### Clinical practice advisory development process

The steering committee developed the practice guidelines by the steps outlined in Fig. 1. Fig. 1 also notes the potential to repeat and review this advisory, as the medical culture and evidence around patient perioperative cannabis use continue to evolve. Rater forms were created by the steering committee and given to each member of the expert panel. The expert panel was blinded to each other's participation until all rater forms were completed (Fig. 1, 'Round 1'). The expert panellists were later unblinded to each other, so the analysis and areas of consensus found in the rater form data could be discussed (Fig. 1, 'Round 2'). Instructions for panellists, including examples from a completed rater form, can be found in

**Supplementary document A1.** Excerpts of survey rater forms from the preoperative, intraoperative, and postoperative questionnaires can be found in **Supplementary documents A2**. A total of 1649 items were rated by each panellist during survey Round 1.

## Evidence

The narrative scoping review conducted by members of our group found a limited number of studies that could directly inform the management of cannabis users presenting for surgery.<sup>2</sup> This review evaluated articles collected on November 28, 2018 using a systematic search protocol under the supervision of an information specialist. The initial search strategy focused on human studies examining the management of perioperative cannabis. However, given the limited number of studies identified, the scope of the review was broadened to include therapeutic uses of cannabis in the perioperative period and to physiological effects related to cannabis that would be of relevance to the perioperative clinician. Overall, the evidence surrounding perioperative cannabis management was weak as determined by the Grading of Recommendations Assessment, Development and Evaluation tool.<sup>37</sup> The results of the review were distributed to all expert panel participants with the rater forms (Fig. 1, 'Round 1') and were published elsewhere.<sup>2</sup>

## Healthcare questions

Using the Population, Intervention, Comparator, and Outcome format, healthcare questions regarding perioperative cannabis use were identified. This formed the basis for the rater forms used in Round 1 (rater form excerpts can be found in **Supplementary document A2**).

## Populations

Surgical patients consuming inhaled cannabis or cannabis edibles recreationally, or without health professional guidance, were primarily considered in the rater forms and later panel discussions. The interventions, comparators and outcomes listed below guided the creation of the document.

## Interventions

- (i) Any diagnostic or therapeutic procedure.
- (ii) Preoperative weaning of current cannabis dose.
- (iii) Nabilone and nabiximols replacement of daily cannabis dose for prevention or treatment of cannabis withdrawal or for weaning current cannabis dose.
- (iv) Initiating adjunct analgesia.
- (v) Initiating regional anaesthesia.
- (vi) Providing additional anaesthetic to ensure adequate depth of anaesthesia.
- (vii) Providing additional PONV prophylaxis.
- (viii) Initiating outpatient cannabis authoriser involvement in the perioperative period.

## Comparators

- (i) Different CBD and THC doses of inhaled (smoked and vaped) cannabis.
- (ii) Different CBD and THC doses of cannabis oils.
- (iii) Cannabis products of unknown CBD or THC content.

- (iv) Recreational and therapeutic cannabis use.

## Outcomes

- (i) Adequacy of postoperative analgesia.
- (ii) PONV.
- (iii) Adequate depth of anaesthesia.
- (iv) Exacerbation of underlying disorder treated by cannabis: recreational (self-treatment and misuse) or prescribed (e.g. oncological or neurogenic pain).
- (v) Perioperative morbidity associated with cannabis use (cannabis withdrawal syndrome [CWS]).

## Consensus

Each item (clinical question) on the expert panel rater form was scaled from 1 to 9, creating three terciles (1–3, 4–6, and 7–9). A panellist rating of 1–3 indicated that a panellist thought the item was inappropriate, 4–6 indicated an item was of unknown harm or benefit, and a rating of 7–9 indicated an item appropriate. For consensus, the initial Round 1 rater form item had to have a median score in one of the extreme terciles (1–3 or 7–9) and have no more than two panellists selecting rater scores in the opposite tercile.

## Clinical practice advisory

### Consensus definitions: CBD and THC dominance, and significant cannabis consumption

#### CBD and THC dominance

**Recommendations.** The pharmacological effects of cannabis are predominantly considered to be mediated by its CBD and THC content. Considering a cannabis product as THC or CBD dominant can help to direct recommendations within the context of cannabis products being extremely diverse in their absolute THC and CBD content, and their ratio of CBD to THC. For this practice, advisory dominance is determined by considering which of these compounds (THC or CBD) is predominantly responsible for the therapeutic and adverse clinical profile of a cannabis product.

The expert panel determined that cannabis product CBD or THC dominance is decided by whichever of the two was present in a higher concentration, and that balanced products (CBD-to-THC ratio of 1:1) should always be considered THC dominant. The unit of measure should be the same for both CBD and THC when reviewing CBD-to-THC ratios (usually milligrams).

The expert panel also agreed that a cannabis product could be also considered CBD dominant when the ratio of CBD to THC is greater than 10:1. When the ratio of CBD to THC is less than 10:1, a product could be considered THC dominant.

**Evidence and rationale for recommendations.** The expert panel and steering committee agreed that for the creation of the perioperative recommendations presented here, it was important to consider whether CBD or THC might dominate the clinical effects of the cannabis being consumed. Cannabis formulations and their CBD-to-THC-content ratios are very heterogeneous. This makes it difficult to make discreet clinical recommendations regarding them. CBD may possibly attenuate and antagonise some of the



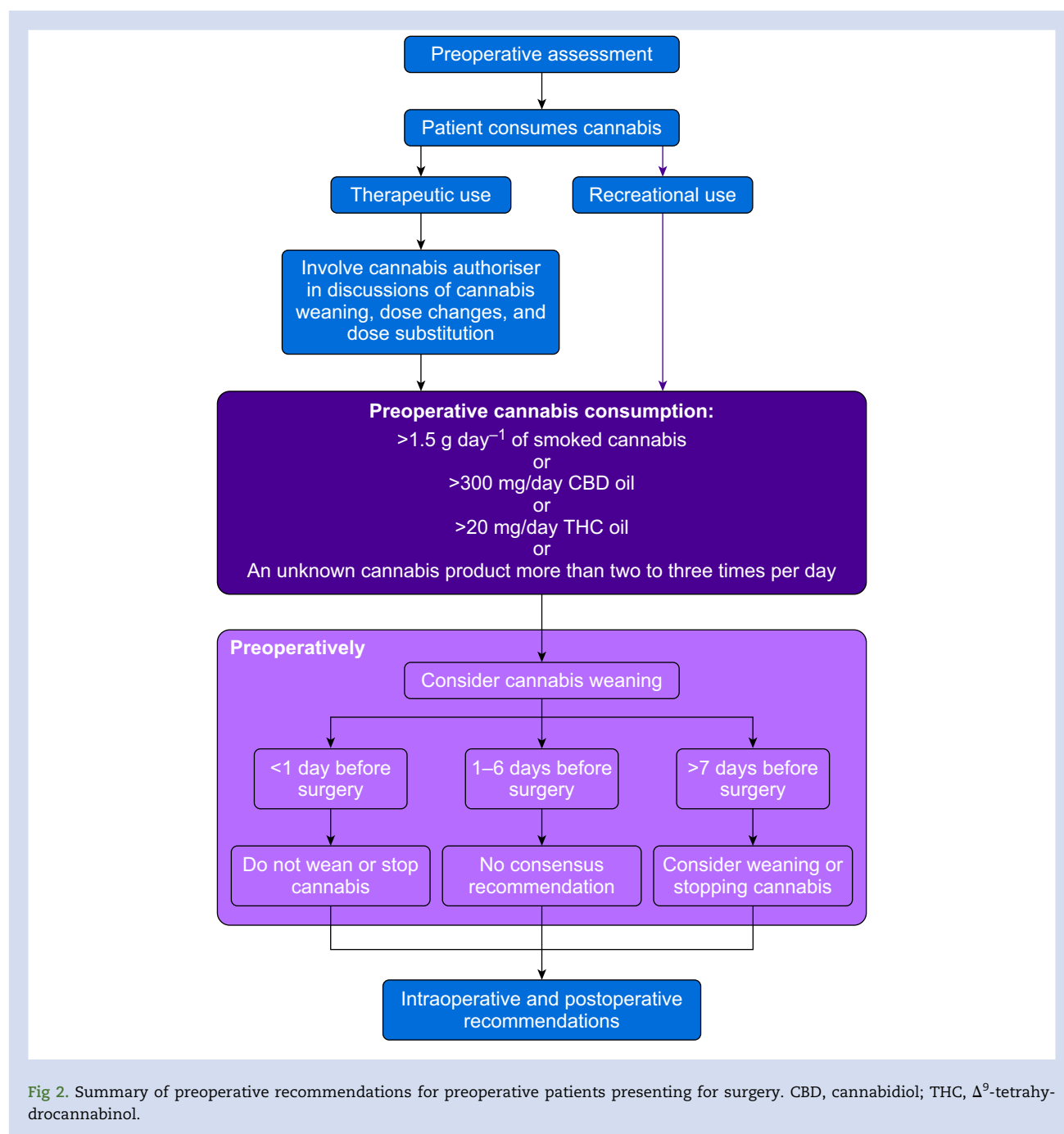


Fig 2. Summary of preoperative recommendations for preoperative patients presenting for surgery. CBD, cannabidiol; THC,  $\Delta^9$ -tetrahydrocannabinol.

clinical effects of THC, such as memory impairment, paranoid symptoms, and appetite.<sup>38–42</sup> Cannabis consumers also correlate increasing THC content and decreasing CBD content, with the potency of cannabis they consume.<sup>43</sup> Nabilone is a synthetic (THC) cannabinoid whose effects are primarily mediated by its action on CB<sub>1</sub> receptors, whereas nabiximols is a cannabis extract containing an almost 1:1 ratio of THC to CBD.<sup>44,45</sup> Both of these therapies in the context of cannabis substitution (and THC/CBD dominance) were considered when creating this practice advisory and will be reviewed later in these recommendations.

### Defining significant cannabis consumption in the perioperative period

#### Recommendations

Significant cannabis consumption (screening quantities to prompt further discussion of perioperative management) for these recommendations would be described as being greater than (i) 1.5 g day<sup>-1</sup> of inhaled cannabis, (ii) 300 mg day<sup>-1</sup> CBD oil, and (iii) 20 mg day<sup>-1</sup> THC oil. The panel also acknowledged that consuming a cannabis product more than two to three times per day with an unknown CBD or THC content should

also be considered as significant when making cannabis-related perioperative care decisions.

### *Evidence and rationale for recommendations*

Determining a 'significant', 'high', or 'low' cannabis dose is extremely difficult when the many different variables amongst patients, products, and therapeutic cannabis indications are acknowledged. When considering dosage, it was useful for the expert panel to consider conditions that treatment with cannabis and cannabinoid medications (nabilone, nabiximols, dronabinol, and CBD) are more widely accepted. These conditions included CWS, chronic pain, Lennox–Gastaut syndrome, and chemotherapy-induced nausea and vomiting. Cannabis dosages used for task performance studies, such as driving, were also considered.<sup>14,32–34,46–58</sup> Because of the variability of many of these dosages, the experience of the expert panel finalised what doses these recommendations would consider being significant in the perioperative period.

## **Preoperative period consensus recommendations**

### *Preoperative assessment and planning*

**Recommendations.** Routine screening (inquiry) of patients within the preoperative clinic setting to identify cannabis consumption before surgery is recommended. Estimating daily cannabis intake and the duration of cannabis use is also appropriate and recommended. The method of consuming cannabis should also be identified. For those patients consuming cannabis more than once per day, it is appropriate to screen for cannabis use disorder (CUD). When planning anaesthesia for patients consuming cannabis, extra consideration should be given to regional anaesthesia as long as it is otherwise not contraindicated. On the day of surgery, it is important to record the time cannabis was last consumed.

**Evidence and rationale for recommendations.** Patient perioperative cannabis consumption may affect perioperative outcomes, and therefore, it is important to identify and quantify it. The expert panel agreed that for perioperative planning and assessment, grams per day is a simple method to quantify dried cannabis consumption and would be used for the recommendations presented here.

Cannabis products are sold accounting for mass of dried product (grams) and CBD and THC content. CBD and THC content in dried cannabis is usually expressed as a percentage of the product's mass (%) or as milligrams of CBD or THC per gram of product ( $\text{mg g}^{-1}$ ). CBD and THC in cannabis oils and edibles are usually presented in milligrams.<sup>59</sup> Using this information, our recommendations suggest that cannabis product consumption be quantified in grams per day ( $\text{g day}^{-1}$ ), or as milligrams of CBD or THC per day ( $\text{CBD mg day}^{-1}$  or  $\text{THC mg day}^{-1}$ ).

Several validated screening tools are available for CUD, such as the revised Cannabis Use Disorder Identification Test.<sup>60</sup> The expert panel recognised that daily cannabis consumption may warrant screening for CUD and possible referral to an addiction medicine or psychiatry service.

## **Preoperative cannabis weaning**

### *Recommendations*

Provided there are more than 7 days before surgery, cannabis tapering or cessation could be considered if a patient is consuming more than (i)  $1.5 \text{ g day}^{-1}$  of smoked cannabis, (ii)  $300 \text{ mg day}^{-1}$  CBD oil, and (iii)  $20 \text{ mg day}^{-1}$  THC oil. Patients consuming a cannabis product more than two to three times per day with an unknown CBD or THC content should also be considered for weaning. These patients should not be considered for cannabis weaning or cessation 24 h or less before surgery. These recommendations are summarised in Fig. 2.

A goal of reducing consumption to less than the inclusion doses for weaning (as mentioned in the Recommendations section above) could be considered as a reasonable initial target. For example, if a patient consumes  $2 \text{ g day}^{-1}$  of inhaled cannabis, weaning to  $1.5 \text{ g day}^{-1}$  is a sensible initial target. Preoperative weaning to lower doses or cessation can be considered given sufficient time and if the patient remains motivated to do so. Patients consuming cannabis products of unknown CBD/THC content should be encouraged to start a cannabis product of a known CBD/THC content and re-evaluated. Weaning should be a collaborative effort with the rate of the cannabis taper guided by the patient's tolerance of their dose reduction.

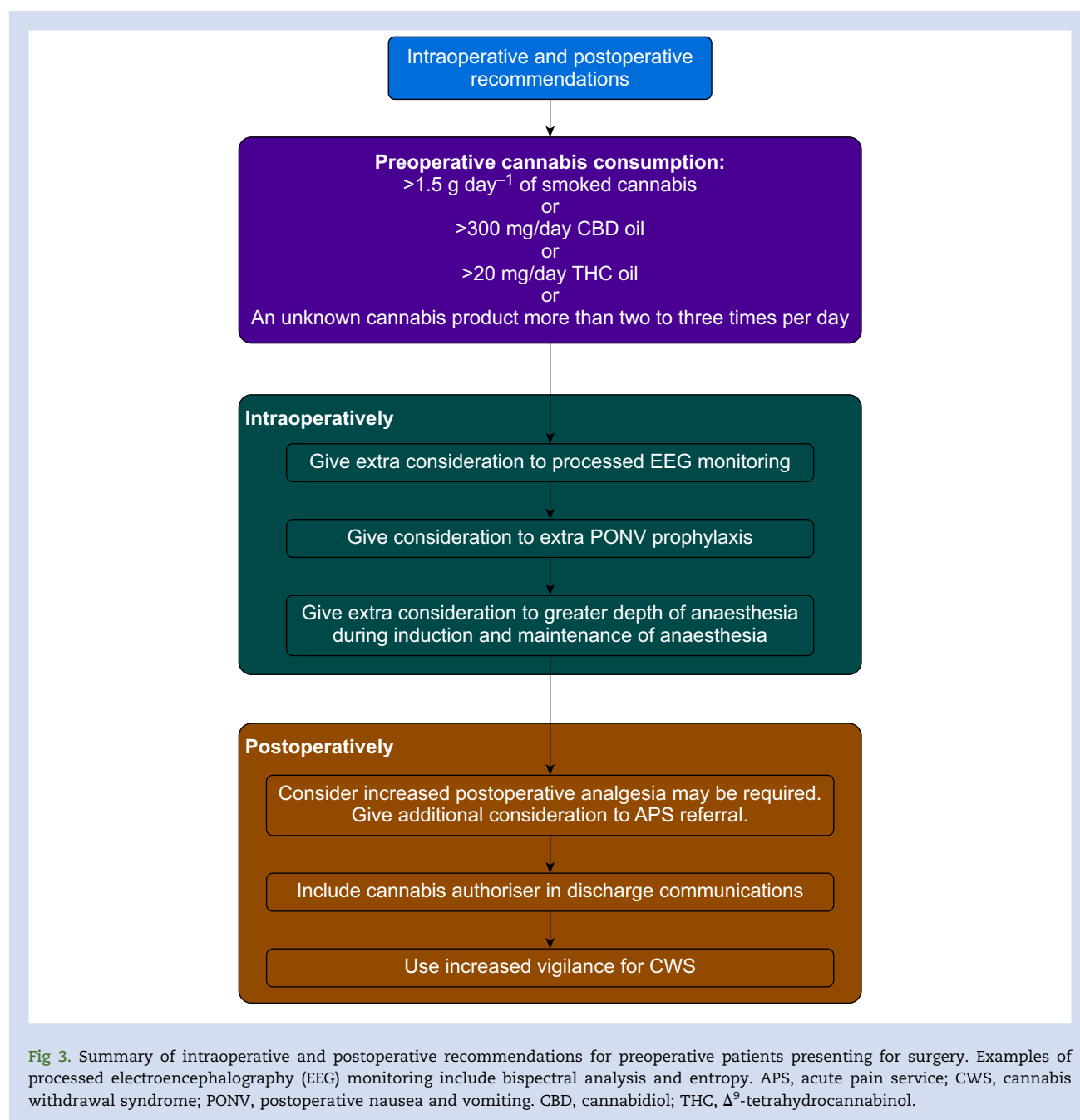
Surgery should not be delayed for re-evaluation or weaning. Very high doses of cannabis or frequencies of cannabis use (two to three times the doses and frequencies listed previously for consideration of weaning) should prompt discussion amongst the perioperative care team of the potential benefits of a specialist review (e.g. pain medicine, addiction medicine, or psychiatry) in the preoperative period.

### *Evidence and rationale for recommendations*

The expert panel arrived at no consensus regarding recommendations for tapering cannabis 1–6 days before surgery. The panel agreed that weaning 7 or more days before surgery could be done safely and be of possible benefit to patients. The panel also agreed that reducing cannabis consumption may decrease adverse outcomes possibly associated with cannabis use and analgesic tolerance, CWS, uncertainty with EEG-derived depth of anaesthesia monitoring (e.g. bispectral index [BIS] or entropy monitoring), and PONV. The panel was concerned that tapering or cessation of cannabis within a day of surgery may add an increased risk of CWS and possibly exacerbate associated underlying medical conditions (e.g. chronic pain and anxiety).<sup>61</sup> Lastly, the panel agreed that if clinician-authorised cannabis was to be weaned, the authorising healthcare professional should be included in the weaning or cessation discussion.

Human and animal studies have demonstrated low potential for developing CWS with CBD administration.<sup>62,63</sup> Aggressive weaning of CBD products should be done with expert guidance, as CWS may still occur and CBD may mask some of the adverse effects associated with THC.<sup>49</sup> Weaning CBD consumption while maintaining THC consumption is not encouraged, as the adverse effects of THC use could be exacerbated.

The panel agreed that there was a glaring paucity of evidence regarding cannabis weaning targets and perioperative outcomes. Their recommendations of which patients may



benefit from weaning and weaning targets were primarily based on the scarce medical evidence available and the collective clinical experience of the expert panel.

### Intraoperative period consensus recommendations

#### Contraindications to analgesia

**Recommendations.** Patient perioperative cannabis use is not a contraindication to (i) NSAIDs, (ii) opioids, (iii) i.v. or regional local anaesthetic, (iv) ketamine, (v) gabapentin or pregabalin, (vi) dexmedetomidine, and (vii) acetaminophen/paracetamol.

**Evidence and rationale for recommendations.** No contraindications to the perioperative administration of the analgesic

agents described previously were evident. There may be interactions between the endocannabinoid system and some of the analgesic agents described. The clinical significance of this in the perioperative period is uncertain.

Cytochrome P-450 (CYP-450) enzymes are the primary metabolisers of exogenous CBD and THC, and smoked cannabis induces CYP1A2-mediated theophylline metabolism.<sup>64,65</sup> Cannabidiol may also inhibit CYP2C19 and CYP3A4 of the P-450 system.<sup>66</sup> Cannabinoids may possibly prolong the half-lives and increase the effects of drugs, such as acetaminophen, warfarin, some benzodiazepines, and some opioids, because of their effects on the CYP-450 system.<sup>2,67</sup> Studies of CBD, THC, and P-450 induction and inhibition seem to describe a small risk of significant drug interactions



with drugs metabolised by these systems.<sup>2,64</sup> However, current evidence of cannabis and analgesia interaction is limited and more research is needed.

Cannabinoids (THC and CBD) have been demonstrated to inhibit cyclooxygenase (COX) enzymes in *in vitro* and animal studies.<sup>68</sup> Animal studies have suggested that chronic THC use in humans may cause a reduced response to some NSAIDs, such as celecoxib, ketorolac, indomethacin, and Aspirin.<sup>69</sup> However, although there is evidence that any NSAID that influences the COX-2 system can affect the endogenous cannabinoid system, there is no clear evidence of antagonism, synergy, or additive effects of cannabinoids and NSAIDs, especially in humans.<sup>68,70</sup>

The expert panel agreed that local anaesthetics and regional anaesthetic techniques are not contraindicated and may warrant additional consideration because of the uncertainties around long-term cannabis use and its effects on the respiratory system and CNS, and uncertainties regarding depth of anaesthesia, depth of anaesthesia monitoring, and analgesic tolerance.<sup>32,71</sup>

## PONV prophylaxis

### Recommendation

Considered additional PONV prophylaxis for patients is consuming more than (i) 1.5 g day<sup>-1</sup> of smoked cannabis, (ii) 300 mg day<sup>-1</sup> CBD oil, and (iii) 20 mg day<sup>-1</sup> THC oil. Patients consuming a cannabis product more than two to three times per day with an unknown CBD or THC content should also be considered for additional PONV prophylaxis.

These recommendations can be found in Fig. 3.

### Evidence and rationale for recommendations

Cannabinoids are acknowledged as a useful adjunct in the treatment of chemotherapy-induced nausea and vomiting, but have been trialled less successfully in the prevention of PONV.<sup>72–74</sup>

Some cannabis-consuming patients develop severe refractory cyclic nausea and vomiting attributed to cannabinoid hyperemesis syndrome (CHS). CHS may be linked to cannabis-influenced dysfunction of central and enteric CB<sub>1</sub> receptors.<sup>75</sup> Patients can also develop nausea and stomach pain associated with CWS. CWS begins presenting in cannabis-consuming patients after a period of 48 h of abstinence from cannabis.<sup>3,49</sup>

Anti-emetic therapy is generally poorly effective in patients suffering from CHS, although some success has been reported with butyrophenone (e.g. haloperidol and droperidol) treatment. Destination therapy for persons with CHS is abstinence from cannabis. Care for acute CWS is supportive with administration of gabapentin, nabilone, nabiximols, or dronabinol possibly being beneficial.<sup>3,49</sup> PONV in patients with CWS or CHS could contribute to morbidity and diagnostic uncertainty regarding other causes of nausea and vomiting.

The expert panel acknowledged the limited evidence available supporting this recommendation, but determined that the administration of additional PONV prophylaxis to patients who consumed significant quantities of cannabis was of potential benefit and unlikely to result in harm.

## Anaesthetic depth and depth of anaesthesia monitoring

### Recommendations

For patients consuming more than (i) 1.5 g day<sup>-1</sup> of inhaled cannabis, (ii) 300 mg day<sup>-1</sup> CBD oil, and (iii) 20 mg day<sup>-1</sup> THC oil, or (iv) patients consuming a cannabis product more than two to three times per day with an unknown CBD or THC content, it should be considered that the patient may require additional anaesthetic to achieve an adequate depth of anaesthesia during the induction and maintenance of anaesthesia. Additional consideration towards using processed depth of anaesthesia EEG monitoring should also be considered for these patients.

These recommendations can be found in Fig. 3.

### Evidence and rationale for recommendations

Research has suggested that patients consuming cannabis may require more anaesthetic to achieve adequate depth of anaesthesia and may display tolerance to volatile anaesthetic agents propofol and opioids.<sup>2,3,71</sup> Human and animal studies have had some inconsistent findings. Animal studies of the acute administration of cannabinoids to dogs, mice, and rabbits results in lower anaesthetic requirement and prolonged anaesthesia for these animals.<sup>2,71</sup> However, human trials have demonstrated increased propofol and volatile agents being required to achieve BIS readings less than 60 in self-reported cannabis smokers and in volunteers administered nabiximols.<sup>2,3</sup>

Being cognisant that patients consuming cannabis could have greater anaesthetic requirements, it is sensible to have additional anaesthetic medication available for induction and maintenance and to use depth of anaesthesia monitoring. The expert panel agreed that acute cannabis intoxication and chronicity of cannabis use be considered when planning anaesthesia, as acutely intoxicated ('high') patients may require less anaesthetic (and have prolonged emergence) and that chronic cannabis use may predispose to greater anaesthetic tolerance.

## Postoperative period consensus recommendations

### Postoperative analgesia

**Recommendations.** It is appropriate to consider that postoperative analgesic requirements may be higher in patients consuming greater than (i) 1.5 g day<sup>-1</sup> inhaled cannabis, (ii) 300 mg day<sup>-1</sup> CBD-dominant oil, and (iii) 20 mg day<sup>-1</sup> THC-dominant cannabis oil. Patients consuming a cannabis product with an unknown CBD or THC content more than two to three times per day should also be considered to have potentially greater postoperative analgesic requirements.

These recommendations can be found in Fig. 3.

**Evidence and rationale for recommendations.** Expert clinician experience and a few studies suggest that patients that habitually consume cannabis have greater postoperative pain.<sup>76–78</sup> Some preclinical studies have suggested that there may be a synergistic effect between opioids and cannabinoids, and that THC-associated analgesia may be partially mediated by delta- and kappa-opioid receptors. However, evidence supporting cannabis and the treatment of postoperative pain is lacking.<sup>2,3</sup>

As discussed previously in the 'Intraoperative period consensus recommendations' sections 'Contraindications to analgesia' and 'Anaesthetic depth and depth of anaesthesia monitoring', cannabis users may possibly have tolerance to the effects of certain NSAIDs and opioids. Additionally, cannabinoids may affect the metabolism of some analgesics, such as certain opioids, acetaminophen, and benzodiazepines. However, robust evidence of the significance of these effects in humans is lacking.

The expert panel also recognised the importance of considering other non-cannabis-related causes of increased postoperative pain. They acknowledged that withdrawal from an analgesic or anxiolytic cannabis regime might theoretically contribute to increased postoperative pain perception. It was further recognised that CWS and the removal of cannabis as an external locus of control (a chemical coping mechanism) could theoretically contribute to increased distress and decreased tolerance of pain. The expert panel agreed that patient referral to an acute pain service should be done on a case-by-case basis with cannabis use as a possible additional consideration in the referral process.

## Monitoring for cannabis withdrawal

### Recommendations

It is appropriate to consider that CWS symptoms may occur in postoperative patients who consume greater than (i) 1.5 g day<sup>-1</sup> inhaled cannabis, (ii) 300 mg day<sup>-1</sup> CBD-dominant oil, and (iii) 20 mg day<sup>-1</sup> THC-dominant cannabis oil. It should also be considered that patients consuming a cannabis product with an unknown CBD or THC content more than two to three times per day might also develop CWS symptoms in the postoperative period. These recommendations can be found in Fig. 3.

The symptoms of CWS are unlikely to occur in patients consuming 300 mg day<sup>-1</sup> (one cigarette), or less, of smoked CBD-dominant cannabis.

### Evidence and rationale for recommendations

The *Diagnostic and Statistical Manual of Mental Disorders*, 5th Edition (DSM V) criteria for the diagnosis of CWS include the abrupt cessation of prolonged or heavy cannabis use accompanied by three or more symptoms of the following: irritability or anger, anxiety, insomnia, decreased appetite, restlessness, altered mood, and a physical symptom causing significant discomfort (such as abdominal pain, tremors, sweating, fever, chill, or headache). The symptoms of CWS occur 24–72 h after cannabis cessation peaking in the first week and lasting 1–2 weeks. 'Heavy cannabis use' is not defined in the diagnostic criteria of the DSM V.<sup>79</sup> Regular cannabis use is associated with a downregulation and desensitisation of cortical and subcortical CB<sub>1</sub> receptors, which begin to reverse after 48 h of abstinence before returning to normal in approximately 4 weeks.<sup>49</sup> Cannabis users with opioid dependence are less likely to experience CWS, and naltrexone administration has been observed to reduce the self-administration of cannabis and related positive subjective effects in active cannabis users.<sup>49</sup>

CWS could potentially contribute to morbidity in the postoperative period. Vigilance for CWS symptoms should be included in relevant perioperative care plans. This is especially true if a patient's daily cannabis intake is not replaced or continued in the postoperative period. Suspected CWS should provoke referral to a psychiatry service. Tools available for

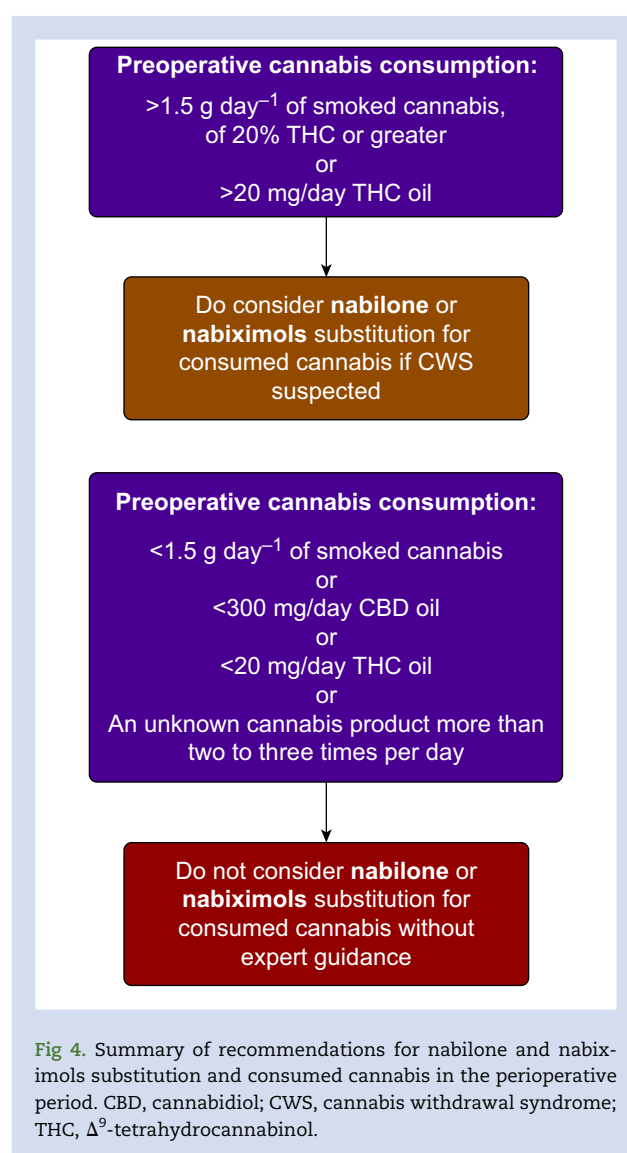


Fig 4. Summary of recommendations for nabilone and nabiximols substitution and consumed cannabis in the perioperative period. CBD, cannabidiol; CWS, cannabis withdrawal syndrome; THC, Δ<sup>9</sup>-tetrahydrocannabinol.

assessing CWS include the Cannabis Withdrawal Scale.<sup>45</sup> Admission for elective surgery may also provide an opportune time for cannabis education, and patients could be involved in self-monitoring for CWS.

## Nabilone and nabiximols administration

### Recommendations

There was no consensus amongst the expert panel as to whether nabilone and nabiximols are an appropriate substitution for inhaled cannabis, cannabis oils, and cannabis edibles when weaning from cannabis in the preoperative period in patients not diagnosed with CWS.

It is most appropriate to consider nabilone or nabiximols substitution for a patient's previously administered inhaled cannabis or cannabis oil if they are having CWS symptoms in the postoperative period.

It is not appropriate to supplement or substitute nabilone or nabiximols for inhaled cannabis or cannabis oil in the postoperative period for patients regularly consuming less

than (i) 1.5 g day<sup>-1</sup> smoked cannabis, (ii) 300 mg day<sup>-1</sup> CBD-dominant oil, and (iii) 20 mg day<sup>-1</sup> THC-dominant cannabis oil. Nabilone or nabiximols supplementation/substitution is also not appropriate for patients consuming a cannabis product with an unknown CBD or THC content less than two to three times per day.

It is appropriate to consider nabilone substitution for patients with CWS symptoms in the postoperative period if preoperatively they were consuming more than 1.5 g day<sup>-1</sup> of high-THC (>20%) smoked cannabis or more than 20 mg day<sup>-1</sup> of THC oil.

Patients with suspected CWS should be referred to psychiatry or addiction medicine care providers. These clinicians can help initiate or guide the treatment of CWS with nabilone or nabiximols in perioperative patients, and explore other treatment options for CWS.

These recommendations are summarised in Fig. 4.

### Evidence and rationale for recommendations

Nabilone is a synthetic analogue of  $\Delta^9$ -THC. It has anxiolytic, anti-emetic, and analgesic properties. It is associated with adverse effects, such as drowsiness, dizziness, vertigo, postural hypotension, and dry mouth. It has good oral bioavailability (96%) and an elimination half-life of 2 h.<sup>44,80</sup> Nabiximols is a medication derived from *Cannabis sativa* plants containing the plant CBD, THC, and some of its terpenoids. It is administered via a buccal spray with absorption through the buccal mucosa.<sup>45</sup>

There is evidence that nabilone and nabiximols can reduce the symptoms of CWS and reduce cannabis craving in persons with CUD, akin to nicotine replacement in tobacco smokers. However, the most appropriate dosages for these interventions are not known.<sup>57,81,82</sup> cannabis withdrawal syndrome might cause further harm in those perioperative patients receiving treatment for CUD, as CWS is a major determinant of relapse.<sup>45</sup>

The expert panel agreed that these products were not suitable for patients consuming cannabis products with minimal THC content. The panel also agreed that if these products are used as a substitution for cannabis therapy, expert guidance in the form of clinicians familiar with prescribing or authorising cannabis, nabilone, or nabiximols should be sought (e.g. pain specialists, psychiatrists, and addiction medicine specialists). The expert panel did not come to consensus regarding the dosages of these medications to be used when substituting, but agreed that the already accepted dosages for these medications should not be exceeded.

### Consumption of inhaled cannabis, cannabis oil, and ingested cannabis while hospitalised

#### Recommendations

It may be appropriate to consider continued administration of cannabis oil or ingested cannabis while admitted to a general post-surgical ward in keeping with evidence-based care, institutional regulations, and national legislation. It is not appropriate to consume inhaled or vaped cannabis on any hospital ward.

### Evidence and rationale for recommendations

In a study of law enforcement officers working at two outdoor concerts exposed to smoked cannabis, THC and its

metabolites were detectable in personal air samples taken from around the officers and were detectable in 34% of the 29 participating officers' urine, but were not found in any of their blood samples. Officers in the study also complained of minor symptoms they attributed to cannabis exposure.<sup>83</sup> Studies, such as this, demonstrate that patients consuming inhaled cannabis may have a localised effect on other nearby personnel and patients. It might be assumed that smoked cannabis, like smoked tobacco, may be a hospital fire hazard.<sup>84</sup>

The expert panel agreed that cannabis oils and edibles might be appropriate on a general post-surgical ward, such as when continuing an appropriate therapeutic cannabis regime or to avoid CWS. The panel did not reach consensus regarding the administration of cannabis oils and edibles on ICUs, high-dependency units, or step-down units.

### Post-discharge contact with cannabis authoriser

#### Recommendations

Perioperative care providers should include a patient's cannabis authoriser (if an authoriser exists) in discharge planning (review), if they feel it is appropriate to do so. This is especially true for patients consuming greater than (i) 1.5 g day<sup>-1</sup> smoked cannabis, (ii) 300 mg day<sup>-1</sup> CBD-dominant oil, and (iii) 20 mg day<sup>-1</sup> THC-dominant cannabis oil, or if a post-surgical patient's authorised cannabis dose has been stopped, changed, or substituted (e.g. with nabilone or nabiximols).

### Evidence and rationale for recommendations

Communication amongst hospital healthcare providers has an impact on post-surgical outcomes, including hospital readmission.<sup>85</sup> By extension, the quality of communication between in-hospital healthcare providers and outpatient healthcare providers also impacts post-discharge outcomes.<sup>86</sup> cannabis authorisers may be general practitioners, nurse practitioners, oncologists, and pain physicians. As a participant in patient post-surgical care, cannabis authorisers should be included in discharge communications.

The expert panel agreed that these recommendations were most applicable to patients on higher doses of cannabis and for those previously on high doses of cannabis that had been weaned or had substitutions for their previous cannabis dosages. Potentially beneficial information in the discharge communication might include changes to cannabis therapy, suggestions for alternative therapies, or other clinical observations (e.g. CWS, suspected CUD, and failure to meet therapeutic goals) requiring follow-up by the cannabis authoriser.

### Additional consensus recommendations

#### Ambulatory surgery

**Recommendations.** The recommendations presented in this document are appropriate for patients undergoing ambulatory surgery. Recreational cannabis use should not exempt patients from having ambulatory surgery. If the patient is consuming a clinician-authorised cannabis product, additional dialogue with the cannabis authoriser should be sought before modifying or discontinuing a patient's usual cannabis regime before ambulatory surgery.

**Evidence and rationale for recommendations.** The expert panel agreed that these guidelines are appropriate for ambulatory surgery. There is a paucity of evidence on how cannabis use affects ambulatory surgery outcomes. Isolated cannabis use, without other patient risk factors of poor ambulatory surgery outcomes (e.g. poor functional status), is not generally considered a contraindication to receiving ambulatory surgery.<sup>87</sup> Standard metrics for safe discharge after ambulatory surgery, such as stable vital signs, adequate analgesia, a return to preoperative cognitive function, and the ability to stand and walk unassisted, should still be utilised.<sup>88</sup> There was consensus amongst the expert panel at the survey Round 2 meeting (Fig. 1) that there was insufficient evidence for cannabis use to be a contraindication for ambulatory surgery and that the care recommendations presented here are relevant for these patients.

## Review and quality assurance

A two-step process was used to create a set of practice recommendations for surgical patients consuming cannabis. The draft set of recommendations derived from this process were recirculated to the expert panel and to independent reviewers with relevant experience—a surgeon, a nurse practitioner, and two patients. Any reviewer comments were explicitly addressed before the final recommendations document. Specific comments that were addressed are detailed in the ‘Rationale for recommendations’ sections of this document.

## Limitations and future direction

The heterogeneity of cannabis formulations and products makes concise perioperative recommendations challenging. This is compounded by uncertainty surrounding the significance of cannabis dosing and dosing equivalency between cannabis products. Varied product legality and the frequent off-label use of cannabis products also contribute to gaps in research and knowledge regarding cannabis. A paucity of RCTs examining patients consuming cannabis in the perioperative period necessitates more research to guide care providers. Our panel did not develop quality metrics to evaluate the implementation of the recommendations presented here. Further work is needed to track perioperative outcomes of cannabis users presenting for surgery. Ultimately, as new and existing cannabis preparations are used and the evidence regarding them grows, these guidelines will require review and regular updating.

## Authors’ contributions

Conception and design of the Delphi methodology and protocol underlying the clinical recommendations development process: AM-B, KL, AG, HC  
Data collection, analysis, and summarisation: AM-B, IK, BS, RS  
Writing of protocol: AM-B, KL, AG, YK, HC  
Writing of paper: AM-B, KL, AG, MJB, PF-S, SH, YK, KK, BLF, NJL, JL, HM, JN, AR, L-AR, HS, ASi, ASu, RT, SY, HC  
Independent reviewers: TSL, SSJL, MG, PC  
Expert panel: MJB, PF-S, SH, YK, KK, BLF, NJL, SY, JL, HM, JN, AR, L-AR, HS, ASi, ASu, RT

## Declarations of interest

KL is a co-principal investigator of an observational study of medical cannabis funded by Shoppers Drug Mart (Canada). AR is currently employed as Chief Medical Officer for PureForm Global, in which she owns stocks. L-AR has been a member of the Scientific Advisory Board for Nycomed (Denmark) and the Omeros Corporation (USA). He has also conducted studies supported by grants from Ferring Pharmaceuticals (Denmark). BLF has received funding and research-related donations from Canopy, Aurora, Pfizer, Bioprojet, BrainsWay, Aphria, ACS, Alkermes, and GW Pharmaceuticals. His research is supported by a clinician scientist award from the Department of Family and Community Medicine of the University of Toronto. HS is an affiliated member of the Michael G. DeGroote Centre for Medicinal Cannabis Research and is involved in several studies regarding post-surgical cannabis consumption, with one study being funded by the Canadian Institutes of Health Research. SY has received honoraria payment from Canopy Health for her lectures and work on a clinical study advisory board. NJL has received Merck Sharp & Dohme income for non-cannabis-related speaking engagements and Vifor Pharma-sponsored non-cannabis-related training. PF-S has held consultancy and educational meetings with Spectrum Therapeutics, Grunenthal, and Kyowa Kirin in addition to authoring cannabis-related reviews and the peripheral  $\mu$ -opioid receptor antagonist guidelines. He has also done consultancies for Kingdom Therapeutics and CBD Science. RT is a member of the Tilray, Canopy Growth, Allergan, Lundbeck, and Indivior advisory boards; has received unrestricted education grants from Canopy Growth, Otsuka, Pfizer, Purdue (Pickering, Canada), Shire, Jansen, Sunovion, Lundbeck, and Allergan; and has received speaking honoraria regarding opioids, pain medicine, or addiction from Indivior, Pfizer, Otsuka, Allergan, and Lundbeck. SH has received personal fees associated with Medoc Limited and Rafa Limited, and has been involved in research supported by Disarm Therapeutics. HC was a previous advisor for Scientus Pharma (Whitby, Canada), and has been involved with advisory boards for Canopy Growth (Smiths Falls, Canada), AbbVie Corp. (Dorval, Canada), and Medical Cannabis by Shoppers Drug Mart (Toronto, Canada). The other authors declared no conflicts of interest regarding the creation of the recommendations.

## Funding

Health System Research Fund by the Ministry of Health and Long-Term Care; Merit Awards from the Department of Anaesthesia of the University of Toronto to HC and KL

## Appendix A. Supplementary data

Supplementary data to this article can be found online at <https://doi.org/10.1016/j.bja.2020.09.026>.

## References

1. United Nations Office on Drugs and Crime. *World drug report 2018* 2018. Available from: <https://www.unodc.org/wdr2018/>. [Accessed 28 June 2020]
2. Ladha K, Manoo V, Virji A, et al. The impact of perioperative cannabis use: a narrative scoping review. *Cannabis Cannabinoid Res* 2019; 4: 219–30



3. Echeverria-Villalobos M, Todeschini AB, Stoicea N, et al. Perioperative care of cannabis users: a comprehensive review of pharmacological and anesthetic considerations. *J Clin Anesth* 2019; 57: 41–9
4. Tapley P, Kellett S. Cannabis-based medicines and the perioperative physician. *Perioper Med (Lond)* 2019; 8: 19
5. Goel A, Azargive S, Weissman JS, et al. Perioperative Pain and Addiction Interdisciplinary Network (PAIN) clinical practice advisory for perioperative management of buprenorphine: results of a modified Delphi process. *Br J Anaesth* 2019 Aug; 123: e333–42. <https://doi.org/10.1016/j.bja.2019.03.044>. Epub 2019 May 29
6. Fitch K, Bernstein S, Aguilar M, et al. *The RAND/UCLA appropriateness method user's manual*. Santa Monica, CA: RAND Corporation; 2001
7. Ablin J, Ste-Marie PA, Schafer M, et al. Medical use of cannabis products: lessons to be learned from Israel and Canada. *Schmerz* 2016; 30: 3–13
8. Brailoiu GC, Oprea TI, Zhao P, et al. Intracellular cannabinoid type 1 (CB1) receptors are activated by anandamide. *J Biol Chem* 2011; 286: 29166–74
9. Lu HC, Mackie K. An introduction to the endogenous cannabinoid system. *Biol Psychiatry* 2016; 79: 516–25
10. Laprairie RB, Bagher AM, Kelly ME, et al. Cannabidiol is a negative allosteric modulator of the cannabinoid CB1 receptor. *Br J Pharmacol* 2015; 172: 4790–805
11. Jacobs DS, Kohut SJ, Jiang S, et al. Acute and chronic effects of cannabidiol on  $\Delta^9$ -tetrahydrocannabinol ( $\Delta^9$ -THC)-induced disruption in stop signal task performance. *Exp Clin Psychopharmacol* 2016; 24: 320–30
12. Carrier EJ, Auchampach JA, Hillard CJ. Inhibition of an equilibrative nucleoside transporter by cannabidiol: a mechanism of cannabinoid immunosuppression. *Proc Natl Acad Sci U S A* 2006; 103: 7895–900
13. Hill KP, Palastro MD, Johnson B, Ditte JW. Cannabis and pain: a clinical review. *Cannabis Cannabinoid Res* 2017; 2: 96–104
14. National Academies of Sciences. *Engineering, and medicine. The health Effects of Cannabis and cannabinoids: the current State of Evidence and Recommendations for research*. The national academies collection: reports funded by national Institutes of health. Washington, DC: National Academies Press; 2017
15. Meng H, Dai T, Hanlon JG, et al. Cannabis and cannabinoids in cancer pain management. *Curr Opin Support Palliat Care* 2020; 14: 87–93
16. O'Brien M, McDougall JJ. Cannabis and joints: scientific evidence for the alleviation of osteoarthritis pain by cannabinoids. *Curr Opin Pharmacol* 2018; 40: 104–9
17. Meng H, Hanlon JG, Katznelson R, et al. The prescription of medical cannabis by a transitional pain service to wean a patient with complex pain from opioid use following liver transplantation: a case report. *Can J Anaesth* 2016; 63: 307–10
18. World Health Organization. *Division of mental health and prevention of substance abuse and WHO expert working group on health effects of cannabis use. Cannabis: a health perspective and research agenda* 1997. Available from: [https://apps.who.int/iris/bitstream/handle/10665/63691/WHO\\_MSA\\_PSA\\_97.4.pdf?sequence=1&isAllowed=y](https://apps.who.int/iris/bitstream/handle/10665/63691/WHO_MSA_PSA_97.4.pdf?sequence=1&isAllowed=y). [Accessed 28 June 2020]
19. Sutherland A, Nicholls J, Clarke H. Medical cannabis from the pain physician's perspective. In: Henry B, Agarwal A, Chow E, Omar H, Merrick J, editors. *Cannabis: medical aspects*. New York: Nova Science Publishers; 2017
20. Flisberg P, Paech MJ, Shah T, Ledowski T, Kurowski I, Parsons R. Induction dose of propofol in patients using cannabis. *Eur J Anaesthesiol* 2009; 26: 192–5
21. Thakkar H, Mahindajit A, Taylor D, et al. Conscious sedation for transoesophageal echocardiography in cannabis users. *Heart Lung Circ* 2017; 26: S254
22. Benyó Z, Ruisanchez É, Leszl-Ishiguro M, et al. Endocannabinoids in cerebrovascular regulation. *Am J Physiol Heart Circ Physiol* 2016; 310: H785–801
23. Jones RT. Cardiovascular system effects of marijuana. *J Clin Pharmacol* 2002; 42: 58S–63S
24. Johnson S, Domino EF. Some cardiovascular effects of marihuana smoking in normal volunteers. *Clin Pharmacol Ther* 1971; 12: 762–8
25. Ghuran A, Nolan J. Recreational drug misuse: issues for the cardiologist. *Heart* 2000; 83: 627–33
26. Gregg JM, Campbell RL, Levin KJ, et al. Cardiovascular effects of cannabinal during oral surgery. *Anesth Analg* 1976; 55: 203–13
27. Aghdam MRF, Vodovnik A, Sund BS. Sudden death associated with silent myocardial infarction in a 35-year-old man: a case report. *J Med Case Rep* 2016; 10: 46
28. Orsini J, Blaak C, Rajayer S, et al. Prolonged cardiac arrest complicating a massive ST-segment elevation myocardial infarction associated with marijuana consumption. *J Community Hosp Intern Med Perspect* 2016; 6: 31695
29. Institute of Medicine. 3. First, do no harm: consequences of marijuana use and abuse. In: Joy JE, Watson Jr SJ, Benson Jr JA, editors. *Marijuana and medicine: assessing the science base*. Washington, DC: National Academies Press; 1999. p. 121–2
30. Mallat A, Roberson J, Brock-Utne JG. Preoperative marijuana inhalation—an airway concern. *Can J Anaesth* 1996; 43: 691–3
31. White SM. Cannabis abuse and laryngospasm. *Anaesthesia* 2002; 57: 606–25
32. Ribeiro LI, Ind PW. Effect of cannabis smoking on lung function and respiratory symptoms: a structured literature review. *NPJ Prim Care Respir Med* 2016; 26: 16071
33. Tashkin DP, Simmons MS, Chang P, et al. Effects of smoked substance abuse on nonspecific airway hyper-responsiveness. *Am Rev Respir Dis* 1993; 147: 97–103
34. Goel A, McGuinness B, Jivraj N, et al. Cannabis use disorder and perioperative outcomes in major elective surgeries: a retrospective cohort analysis. *Anesthesiology* 2020; 132: 625–35
35. Chen Y, Yang K, Marusić A, et al. A reporting tool for practice guidelines in health care: the right statement. *Ann Intern Med* 2017; 166: 128–32
36. McLaren-Blades A, Ladha K, Goel A, et al. Perioperative Pain and Addiction Interdisciplinary Network (PAIN): the perioperative management of cannabis and cannabinoid-based medicines using a modified Delphi process. *BMJ Open* 2020; 10, e036472
37. Guyatt GH, Oxman AD, Kunz R, et al. What is “quality of evidence” and why is it important to clinicians? *BMJ* 2008; 336: 995–8
38. Morgan CJ, Freeman TP, Schafer GL, Curran HV. Cannabidiol attenuates the appetitive effects of delta 9-tetrahydrocannabinol in humans smoking their chosen cannabis. *Neuropsychopharmacology* 2010; 35: 1879–85



39. Zuardi AW, Shirakawa I, Finkelfarb E, Karniol IG. Action of cannabidiol on the anxiety and other effects produced by delta 9-THC in normal subjects. *Psychopharmacology (Berl)* 1982; **76**: 245–50
40. Karniol IG, Shirakawa I, Kasinski N, et al. Cannabidiol interferes with the effects of delta 9-tetrahydrocannabinol in man. *Eur J Pharmacol* 1974; **28**: 172–7
41. Englund A, Morrison PD, Nottage J, et al. Cannabidiol inhibits THC-elicited paranoid symptoms and hippocampal-dependent memory impairment. *J Psychopharmacol* 2013; **27**: 19–27
42. Morgan CJ, Schafer G, Freeman TP, et al. Impact of cannabidiol on the acute memory and psychotomimetic effects of smoked cannabis: naturalistic study: naturalistic study [corrected]. *Br J Psychiatry* 2010; **197**: 285–90
43. Freeman TP, Morgan CJ, Hindocha C, et al. Just say 'know': how do cannabinoid concentrations influence users' estimates of cannabis potency and the amount they roll in joints? *Addiction* 2014; **109**: 1686–94
44. Ward A, Holmes B. Nabilone. A preliminary review of its pharmacological properties and therapeutic use. *Drugs* 1985; **30**: 127–44
45. Allsop DJ, Copeland J, Lintzeris N, et al. Nabiximols as an agonist replacement therapy during cannabis withdrawal: a randomized clinical trial. *JAMA Psychiatry* 2014; **71**: 281–91
46. Product information: CESAMET(TM) oral capsules nabilone oral capsules. Costa Mesa, CA: Valeant Pharmaceuticals; 2006
47. Product information: MARINOL(R) oral capsules dronabinol oral capsules. Marietta, GA: Solvay Pharmaceuticals; 2006
48. Product information: EPIDIOLEX(R) oral solution, cannabidiol oral solution. Carlsbad, CA: Greenwich Biosciences; 2018
49. Bonnet U, Preuss UW. The cannabis withdrawal syndrome: current insights. *Subst Abuse Rehabil* 2017; **8**: 9–37
50. Haney M, Cooper Z, Bedi G, et al. Nabilone decreases marijuana withdrawal and a laboratory measure of marijuana relapse. *Neuropsychopharmacology* 2013; **38**: 1557–65
51. Ogourtsova T, Kalaba M, Gelinas I, et al. Cannabis use and driving-related performance in young recreational users: a within-subject randomized clinical trial. *CMAJ Open* 2018; **6**: E453–62
52. Ramaekers JG, Berghaus G, van Laar M, et al. Dose related risk of motor vehicle crashes after cannabis use. *Drug Alcohol Depend* 2004; **73**: 109–19
53. Selvarajah D, Gandhi R, Emery CJ, et al. Randomized placebo-controlled double-blind clinical trial of cannabis-based medicinal product (Sativex) in painful diabetic neuropathy: depression is a major confounding factor. *Diabetes Care* 2010; **33**: 128–30
54. Svendsen KB, Jensen TS, Bach FW. Does the cannabinoid dronabinol reduce central pain in multiple sclerosis? Randomised double blind placebo controlled crossover trial. *BMJ* 2004; **329**: 253
55. Toth C, Mawani S, Brady S, et al. An enriched-enrolment, randomized withdrawal, flexible-dose, double-blind, placebo-controlled, parallel assignment efficacy study of nabilone as adjuvant in the treatment of diabetic peripheral neuropathic pain. *Pain* 2012; **153**: 2073–82
56. Ware MA, Wang T, Shapiro S, et al. Smoked cannabis for chronic neuropathic pain: a randomized controlled trial. *CMAJ* 2010; **182**: E694–701
57. Werneck MA, Kortas GT, de Andrade AG, et al. A systematic review of the efficacy of cannabinoid agonist replacement therapy for cannabis withdrawal symptoms. *CNS Drugs* 2018; **32**: 1113–29
58. Whiting PF, Wolff RF, Deshpande S, et al. Cannabinoids for medical use: a systematic review and meta-analysis. *JAMA* 2015; **313**: 2456–73
59. Health Canada. *Packaging and labelling guide for cannabis products* 2019. Available from: <https://www.canada.ca/en/health-canada/services/cannabis-regulations-licensed-producers/packaging-labelling-guide-cannabis-products/guide.html>
60. Schultz NR, Bassett DT, Messina BG, et al. Evaluation of the psychometric properties of the cannabis use disorders identification test—revised among college students. *Addict Behav* 2019; **95**: 11–5. [Accessed 28 June 2020]
61. Gofeld M, Robinson S, Faclier G. Administration of nabilone for postoperative pain control in the marijuana-addicted: case study. *Acute Pain* 2006; **8**: 29–32
62. Taylor L, Crockett J, Tayo B, et al. Abrupt withdrawal of cannabidiol (CBD): a randomized trial. *Epilepsy Behav* 2020; **104**: 106938
63. Viudez-Martinez A, Garcia-Gutierrez MS, Medrano-Relinque J, et al. Cannabidiol does not display drug abuse potential in mice behavior. *Acta Pharmacol Sin* 2019; **40**: 358–64
64. Stout SM, Cimino NM. Exogenous cannabinoids as substrates, inhibitors, and inducers of human drug metabolizing enzymes: a systematic review. *Drug Metab Rev* 2014; **46**: 86–95
65. Anderson GD, Chan L-N. Pharmacokinetic drug interactions with tobacco, cannabinoids and smoking cessation products. *Clin Pharmacokinet* 2016; **55**: 1353–68
66. Ana Lucia A, Esther P, Anna R, Marta T, Magi F. Neuropsychiatric and general interactions of natural and synthetic cannabinoids with drugs of abuse and medicines. *CNS Neurol Disord Drug Targets* 2017; **16**: 554–66
67. Smith HS. Opioid metabolism. *Mayo Clin Proc* 2009; **84**: 613–24
68. Ruhaak LR, Felth J, Karlsson PC, et al. Evaluation of the cyclooxygenase inhibiting effects of six major cannabinoids isolated from *Cannabis sativa*. *Biol Pharm Bull* 2011; **34**: 774–8
69. Anikwue R, Huffman JW, Martin ZL, et al. Decrease in efficacy and potency of nonsteroidal anti-inflammatory drugs by chronic delta(9)-tetrahydrocannabinol administration. *J Pharmacol Exp Ther* 2002; **303**: 340–6
70. Păunescu H, Coman OA, Coman L, et al. Cannabinoid system and cyclooxygenases inhibitors. *J Med Life* 2011; **4**: 11–20
71. Alexander JC, Joshi GP. A review of the anesthetic implications of marijuana use. *Proc (Bayl Univ Med Cent)* 2019; **32**: 364–71
72. Levin DN, Dulberg Z, Chan A-W, et al. A randomized-controlled trial of nabilone for the prevention of acute postoperative nausea and vomiting in elective surgery. *Can J Anaesth* 2017; **64**: 385–95
73. Kleine-Brueggeney M, Greif R, Brenneisen R, et al. Intravenous delta-9-tetrahydrocannabinol to prevent postoperative nausea and vomiting: a randomized controlled trial. *Anesth Analg* 2015; **121**: 1157–64

74. Smith LA, Azariah F, Lavender VT, et al. Cannabinoids for nausea and vomiting in adults with cancer receiving chemotherapy. *Cochrane Database Syst Rev* 2015; **2015**: CD009464
75. Sorensen CJ, DeSanto K, Borgelt L, et al. Cannabinoid hyperemesis syndrome: diagnosis, pathophysiology, and treatment—a systematic review. *J Med Toxicol* 2017; **13**: 71–87
76. Jefferson DA, Harding HE, Cawich SO, et al. Postoperative analgesia in the Jamaican cannabis user. *J Psychoactive Drugs* 2013; **45**: 227–32
77. Liu CW, Bhatia A, Buzon-Tan A, et al. Weeding out the problem: the impact of preoperative cannabinoid use on pain in the perioperative period. *Anesth Analg* 2019; **129**: 874–81
78. Jamal N, Korman J, Musing M, et al. Effects of preoperative recreational smoked cannabis use on opioid consumption following inflammatory bowel disease surgery: a historical cohort study. *Eur J Anaesthesiol* 2019; **36**: 705–6
79. American Psychiatric Association. *Substance-related and addictive disorders. diagnostic and statistical manual of mental disorders*. Washington, DC: American Psychiatric Association; 2013
80. Pertwee RG. The diverse CB1 and CB2 receptor pharmacology of three plant cannabinoids: delta9-tetrahydrocannabinol, cannabidiol and delta9-tetrahydrocannabivarin. *Br J Pharmacol* 2008; **153**: 199–215
81. Marshall K, Gowing L, Ali R, et al. Pharmacotherapies for cannabis dependence. *Cochrane Database Syst Rev* 2014; **12**: CD008940
82. Bhardwaj AK, Allsop DJ, Copeland J, et al. Randomised controlled trial (RCT) of cannabinoid replacement therapy (nabiximols) for the management of treatment-resistant cannabis dependent patients: a study protocol. *BMC Psychiatry* 2018; **18**: 140
83. Wiegand DM, Methner MM, Grimes GR, et al. Occupational exposure to secondhand cannabis smoke among law enforcement officers providing security at outdoor concert events. *Ann Work Expo Health* 2020; **64**: 705–14
84. Ahrens M. Smoking and fire. *Am J Public Health* 2004; **94**: 1076–7
85. Oppen K, Beiler J, Yakusheva O, Weiss M. Effects of implementing a health team communication redesign on hospital readmissions within 30 days. *Worldviews Evid Based Nurs* 2019; **16**: 121–30
86. Weetman K, Dale J, Scott E, Schnurr S. The Discharge Communication Study: research protocol for a mixed methods study to investigate and triangulate discharge communication experiences of patients, GPs, and hospital professionals, alongside a corresponding discharge letter sample. *BMC Health Serv Res* 2019; **19**: 825
87. Haeck PC, Swanson JA, Iverson RE, et al. Evidence-based patient safety advisory: patient selection and procedures in ambulatory surgery. *Plast Reconstr Surg* 2009; **124**: 6S–27S
88. Jakobsson JG. Recovery and discharge criteria after ambulatory anesthesia: can we improve them? *Curr Opin Anaesthesiol* 2019; **32**: 698–702

Handling editor: Lesley Colvin