

ORIGINAL RESEARCH

Open Access

Reasons for cannabidiol use: a cross-sectional study of CBD users, focusing on self-perceived stress, anxiety, and sleep problems



Julie Moltke^{1*}  and Chandni Hindocha^{2,3,4}

Abstract

Background: Public and medical interest in cannabidiol (CBD) has been rising, and CBD is now available from various sources. Research into the effects of low-dose CBD on outcomes like stress, anxiety, and sleep problems have been scarce, so we conducted an online survey of CBD users to better understand patterns of use, dose, and self-perceived effects of CBD.

Methods: The sample consisted of 387 current or past-CBD users who answered a 20-question online survey. The survey was sent out to CBD users through email databases and social media. Participants reported basic demographics, CBD use patterns, reasons for use, and effects on anxiety, sleep, and stress.

Results: The sample ($N = 387$) consisted of 61.2% females, mostly between 25 and 54 years old (72.2%) and primarily based in the UK (77.4%). The top 4 reasons for using CBD were self-perceived anxiety (42.6%), sleep problems (42.5%), stress (37%), and general health and wellbeing (37%). Fifty-four per cent reported using less than 50 mg CBD daily, and 72.6% used CBD sublingually. Adjusted logistic models show females had lower odds than males of using CBD for general health and wellbeing [OR 0.45, 95% CI 0.30–0.72] and post-workout muscle-soreness [OR 0.46, 95% CI 0.24–0.91] but had higher odds of using CBD for self-perceived anxiety [OR 1.60, 95% CI 0.02–2.49] and insomnia [OR 1.87, 95% CI 1.13–3.11]. Older individuals had lower odds of using CBD for general health and wellbeing, stress, post-workout sore muscles, anxiety, skin conditions, focusing, and sleep but had higher odds of using CBD for pain. Respondents reported that CBD use was effective for stress, sleep problems, and anxiety in those who used the drug for those conditions.

Conclusion: This survey indicated that CBD users take the drug to manage self-perceived anxiety, stress, sleep, and other symptoms, often in low doses, and these patterns vary by demographic characteristics. Further research is required to understand how low doses, representative of the general user, might impact mental health symptoms like stress, anxiety, and sleep problems.

Keywords: Cannabidiol, Stress, Anxiety, Sleep, Internet-survey, Sublingual

* Correspondence: drjuliemoltke@gmail.com

¹Clinic Horsted, Chronic Pain Clinic, Farvegade 2, 1463 Copenhagen, Denmark

Full list of author information is available at the end of the article



© The Author(s). 2021 **Open Access** This article is licensed under a Creative Commons Attribution 4.0 International License, which permits use, sharing, adaptation, distribution and reproduction in any medium or format, as long as you give appropriate credit to the original author(s) and the source, provide a link to the Creative Commons licence, and indicate if changes were made. The images or other third party material in this article are included in the article's Creative Commons licence, unless indicated otherwise in a credit line to the material. If material is not included in the article's Creative Commons licence and your intended use is not permitted by statutory regulation or exceeds the permitted use, you will need to obtain permission directly from the copyright holder. To view a copy of this licence, visit <http://creativecommons.org/licenses/by/4.0/>.

Introduction

In the past years, cannabidiol (CBD), one amongst hundreds of naturally occurring phytocannabinoids found in the *Cannabis sativa* plant, has received a lot of attention from scientific communities, politicians, and mainstream media channels. CBD is the second most abundant cannabinoid in the *Cannabis sativa* plant after delta-9-tetrahydrocannabinol (THC), but unlike THC, CBD is not intoxicating (Pertwee 2008). In many countries, including the UK, there is unsanctioned availability of products containing CBD, from oils and capsules to chewing gums, mints, soft drinks, gummies, and intimate lubrication gels.

CBD has not demonstrated any potential for abuse or dependency and is considered well tolerated with a good safety profile, according to a report released by the World Health Organization (WHO) (Geneva CANNABIDIOL (CBD) n.d.). Since January 2019, the European Union (EU) has classified CBD as a novel food, implying that before 1997, consumption was insignificant. Each country has implemented the regulation of CBD differently. In the UK, The Food Standards Agency (FSA) recommends limiting the daily dose of CBD to 70 mg (Cannabidiol (CBD) n.d.). However, researchers have used doses up to 1200 mg without serious side-effects (Davies and Bhattacharyya 2019). Conversely, few clinical trials involving children with treatment-resistant epilepsy who received either 10 or 20 mg/kg of CBD (Epidiolex) for 12 weeks recorded side-effects, such as a reversible rise in liver enzymes (Devinsky et al. 2018a; Thiele et al. 2018).

The popularity of CBD can be partly explained by an increasing number of preclinical and clinical studies indicating a range of potential health benefits. However, mass media interest also plays a significant role. Studies suggest CBD might help with mental health symptoms and neurological conditions like experimentally induced anxiety (Zuardi et al. 1993), generalised social anxiety disorder (Bergamaschi et al. 2011), social phobia (de Faria et al. 2020), and conditions like PTSD (Elms et al. 2019; Shannon and O'Pala-Lehman 2016) schizophrenia (Zuardi et al. 2006; Leweke et al. 2012; Morgan and Curran 2008; Schubart et al. 2011), addiction (Hurd et al. 2019; Hindocha et al. 2018; Galaj et al. 2020), and epilepsy (Devinsky et al. 2017; Devinsky et al. 2018b; Cunha et al. 1980). These mental health disorders are often comorbid and include other symptoms CBD might help with, e.g. sleep and impaired cognition. There is also data to suggest CBD could help treat neurodegenerative diseases like Alzheimer's disease (Watt and Karl 2017; Fernández-Ruiz et al. 2013; Esposito et al. 2006), Parkinson's disease (Fernández-Ruiz et al. 2013; García-Arencibia et al. 2007), and chronic pain conditions including fibromyalgia (Van De Donk et al. 2019), either alone or

with THC (Rog et al. 2005; Berman et al. 2004; Wade et al. 2003; Svendsen et al. 2004; Notcutt et al. 2004). Additionally, in more than 30 countries, health authorities have approved CBD, under the name Epidiolex, to treat two severe forms of treatment-resistant childhood epilepsy (Dravet and Lennox-Gastaut syndrome) (Devinsky et al. 2016; Silvestro et al. 2019). Sativex, a sublingual spray containing an equal amount of THC and CBD, is also approved to treat multiple sclerosis in more than 30 countries (Keating 2017).

When used in high doses, somnolence is a primary adverse effect (Machado Bergamaschi et al. 2011). Patients in CBD clinical trials were more likely to experience sedation (OR 4.21, 95% CI 1.18–15.01) and somnolence (OR 2.23, 95% CI 1.07–4.64) in comparison to placebo (Chesney et al. 2020). Despite this preclinical and experimental research, there is a lack of human clinical trials to establish the efficacy and appropriate CBD indications fully. The effective dose for most of the above indications is still to be determined. In much of the research, high doses of CBD are used (between 300 and 1200 mg), whilst at the same time, globally, millions of CBD users are using low dose CBD. Thus, a disconnect exists between clinical research and the current state of the market.

A cross-sectional study of 2409 cannabidiol users from the USA found that the top three medical conditions reported were chronic pain, arthritis/joint pain, and anxiety, followed by depression and insomnia (Corroon and Phillips 2018). A recent survey carried out by Wheeler et al. of 340 young adults, some of whom were CBD users, found the top reasons to be stress relief, relaxation, and sleep improvement. They found edible CBD products to be the most prevalent (Wheeler et al. 2020). Another study of 400 CBD patients in New Zealand observed an increase in overall quality of life, a decrease in perceived pain, depression, and anxiety symptoms, as well as an increase in appetite and better sleep (Gulbransen et al. 2020).

A national survey indicated that in the UK, 8–11% of the adult population had tried CBD by June 2019 (Andrew et al. 2019). Studies of Google searches have shown considerable increases in CBD interest, with 6.4 million unique searchers in the USA in April 2019 (Leas et al. 2019). Yet it is clear that scientists, physicians, and governments were not prepared for the rapid surge in CBD use.

The regulatory confusion, along with recent media hype, has made it hard for most people to understand the true nature of CBD. Being classified as both a medicine and a supplement in some forms, whilst an illegal substance in others leads to consumer and patient confusion and potential frustration. Therefore, this study aimed to understand users' consumption patterns

regarding dose, route of administration, and reasons for using CBD. We hypothesised that out of all reasons for using CBD, the top three would be anxiety, sleep disturbances, and stress.

Methods

We developed an anonymous online questionnaire to collect CBD users' self-reported characteristics, preferred method/s, and reason/s for using CBD. The survey was hosted on Survey Monkey Inc. (San Mateo, CA, USA). Data was collected between 10 January 2020 and 18 March 2020. The 20 questions were designed as multiple-choice questions with the option to choose either one or more answers. For some questions, respondents could write an alternative response if no option matched. We collected demographic information (age, sex, and location), CBD use patterns, reasons for use, other medication use, perceived effects, and side effects. The full questionnaire is provided in the [supplementary materials](#).

To access actual CBD users, we collaborated with four different CBD brands and retailers (TheDrug.Store, OTO CBD, With Pollen and Grass & Co.), based in the UK, who sent out the survey to their email databases. The survey was sent out to 14,743 unique email addresses. Two thousand five hundred thirty-four were opened and 475 clicked through to the survey. We also shared the survey with CBD user groups on social media channels like Facebook and LinkedIn. We did not collect any personal data or IP addresses. Ethical approval was not required since this research investigated non-sensitive information using anonymous survey procedures with participants not defined as "vulnerable". In addition, participation was deemed unlikely to induce undue psychological stress or anxiety based on ethics committee guidelines (UCL REC [n.d.](#)).

Statistical analysis

All analyses were conducted in SPSS version 24 (IBM Corporation, Armonk, NY). Valid percentages are reported rather than absolute values for descriptive statistics to account for missing data. We only report data on those reporting using CBD themselves equivalent to 90% of the respondents (e.g., not for veterinary use, not those who had not tried it, and those reporting on behalf of other users). An analysis of non-responders can be found in [supplementary materials](#). We conducted logistic regression models to investigate associations between sex (males [reference category] and females), age (recoded to < 34 years old [reference category], between 35 and 54 years old, and 55+) and location (UK [reference category], other). For CBD use patterns, we used separate models to compare those who did and did not report their primary use of CBD for self-perceived

anxiety, stress, and sleep whilst controlling for sex, age, and location. We dummy-coded "time of day" as each category versus all others. We report adjusted odds ratios with 95% confidence intervals and p values with a defined cut-off of 0.05.

Results

The most significant findings were that many CBD users reported that CBD could improve sleep problems, stress, and anxiety and be used for general health and well-being. In the detailed results below, you can find the demographics of our survey population (Table 1), the CBD use patterns (Table 2), and logistic regression and OR's for the different subgroups. The indications for CBD use are shown (Fig. 1), as well as how CBD affects sleep (Fig. 2), and other effects of CBD (Fig. 3). Using CBD for sleep was associated with taking it in the evening, and using CBD for anxiety or stress was associated with the sublingual route. Females had higher odds of using CBD for anxiety and men for post-workout. Details of the results can be found below.

Demographic characteristics

A total of 430 people started the survey, of whom 15 (3.48%) did not respond to any questions, and 28 (6.5%) reported they did not use CBD themselves (analysis of these non-users can be found in the [supplementary materials](#)). Non-CBD-users skipped most questions and had sociodemographic characteristics similar to those of CBD users. Three hundred eighty-seven (90%) reported using CBD themselves. The majority of users were females from the UK (see Table 1). In regards to other medication use, there were a total of 467 responses. 39.4% of respondents reported not taking any other medication, 14.7% "painkillers", and 14.7% "other" (40% anxiolytics and antidepressants). No other medication was reported by more than 10% of responses.

Logistic regression on location purchased (CBD shop or other) found that those who lived outside of the UK (aOR 2.286, [95% CI 1.35–3.86], $p = 0.002$) and males (aOR 1.75, [95% CI 1.06–2.88], $p = 0.02$) had greater odds of purchasing CBD from an "other" location. Each of the primary disorders was included in the model individually, and did not significantly alter the model and were not associated with location purchased.

CBD use patterns

The majority of users take CBD sublingually for 3–6 months (see Table 2). Those 35–54 years old (aOR 1.67 [95% CI 1.02–2.72], $p = 0.04$) and those 55+ (aOR 2.01, [95% CI 1.11–3.64], $p = 0.02$) had greater odds of using CBD daily in comparison to less than daily. There were no associations with self-perceived anxiety, stress, or sleep improvement. Females had lower odds of using

Table 1 Demographic characteristics of 387 adult cannabidiol users

	N (total N = 387)	Valid percentage (%)
Sex (% F)	237	61.2
Age in years (n = 385)		
18–24	16	3.9
25–34	92	23.9
35–44	96	24.9
45–54	90	23.4
55–64	55	14.3
65+	36	9.4
Country (n = 380)		
UK	294	77.4
USA	31	8.1
Denmark	21	5.5
Other	34	8.9
CBD purchase location (n = 382)		
Online CBD shop (legal)	265	69.37
Health shop	44	11.5
Pharmacy	14	3.7
Darkweb	2	0.5
From a health provider who sells CBD	6	1.6
Medical prescriber (physician)	2	0.5
I make it myself	11	2.9
Other	38	10

CBD for greater than 1 year versus less than 1 year (aOR 0.54, [95% CI 0.38–0.88], $p = 0.013$) suggesting females had used CBD for less time. No associations emerged for self-perceived anxiety, stress, or sleep. There were no sex or age associations for the frequency of use, duration of use, or number of times per day. Females had a greater odds of responding that they take CBD when they need it versus males (aOR 1.79, [95% CI 1.036–3.095], $p = 0.037$). However, no other associations with age and sex on time of day emerged.

Compared with people not using CBD for anxiety, those who did self-medicate used CBD multiple times a day (aOR 3.44, [95% CI 1.70, 7.00], $p = 0.001$). Moreover, compared with those not using CBD for self-perceived stress, those who were self-medicating also used CBD multiple times a day (aOR 1.97, [95% CI 1.034–3.77], $p = 0.039$). Those using CBD for sleep improvement had greater odds of using CBD in the evening (aOR 3.02, [95% CI 1.86, 4.93], $p \leq 0.001$) and lower odds of using CBD in the morning (aOR 0.157, [95% CI 0.07–0.38], $p \leq 0.001$). Those using CBD for self-perceived anxiety had lower odds of using CBD in the evening (aOR 0.56,

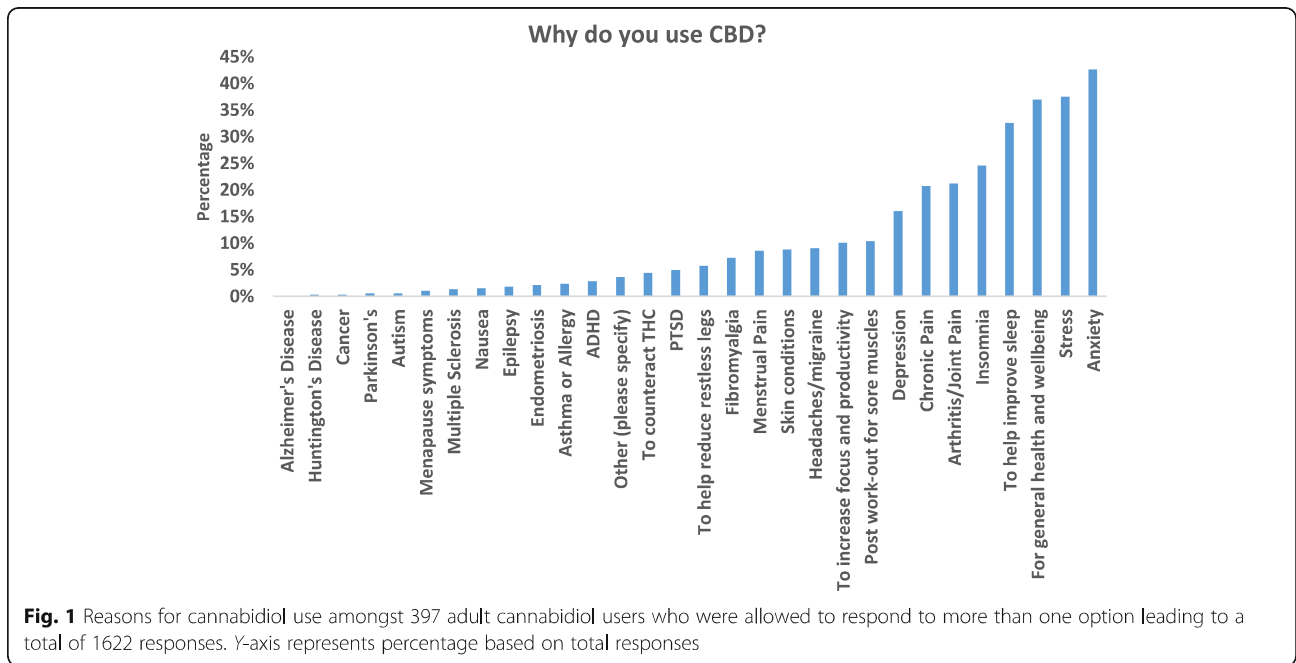
Table 2 Patterns of cannabidiol use in 287 cannabidiol users

	N (%)
Length of CBD use (n = 387)	
0–3 months	8 (2.1%)
3–6 months	145 (37.7%)
6–12 months	115 (29.9%)
1–2 years	64 (16.6%)
2–5 years	37 (9.6%)
More than 5 years	16 (4.1%)
Time of day used (n = 387)	
Morning	70 (18.1%)
Evening	99 (25.6%)
Morning and evening	92 (23.8%)
Multiples times per day (> 2)	46 (11.9%)
When needed	78 (20.2%)
Other	2 (0.5%)
Routes of administration (n = 387)	
Sublingual	281 (72.6%)
Capsules/pills	68 (17.6%)
Topical (on skin)	54 (14%)
Vaping	36 (9.3%)
Edibles	33 (8.5%)
Drinking	26 (6.7%)
Spray (via mouth)	20 (5.2%)
Smoking	18 (4.7%)
Suppository (vaginal/rectal)	3 (0.8%)
Other	13 (3.4%)
Dose of CBD per day in mg (n = 373)	
0–24	110 (29.5%)
25–49	93 (24.9%)
50–99	69 (18.5%)
100–149	25 (6.7%)
150–199	11 (2.9%)
≥ 200	27 (7.24%)
I do not know	38 (10.2%)

[95% CI 0.14–0.45], $p \leq 0.001$). No associations emerged between those who did and did not use CBD for self-perceived stress on the time of day they used CBD.

CBD dose and route of administration

Route of administration did not vary by sex. There were lower odds of those aged 55+ of vaping CBD (aOR 0.176, [95% CI 0.04–0.80], $p = 0.025$) as well as lower odds of those aged 35–55 (aOR 0.245, [95% CI 0.10–0.59], $p = 0.002$) and 55+ (aOR 0.115, [95% CI 0.025–0.520], $p = 0.005$) in comparison to 18–34 years old for drinking CBD. Self-reported anxiety (aOR 1.78, [95% CI



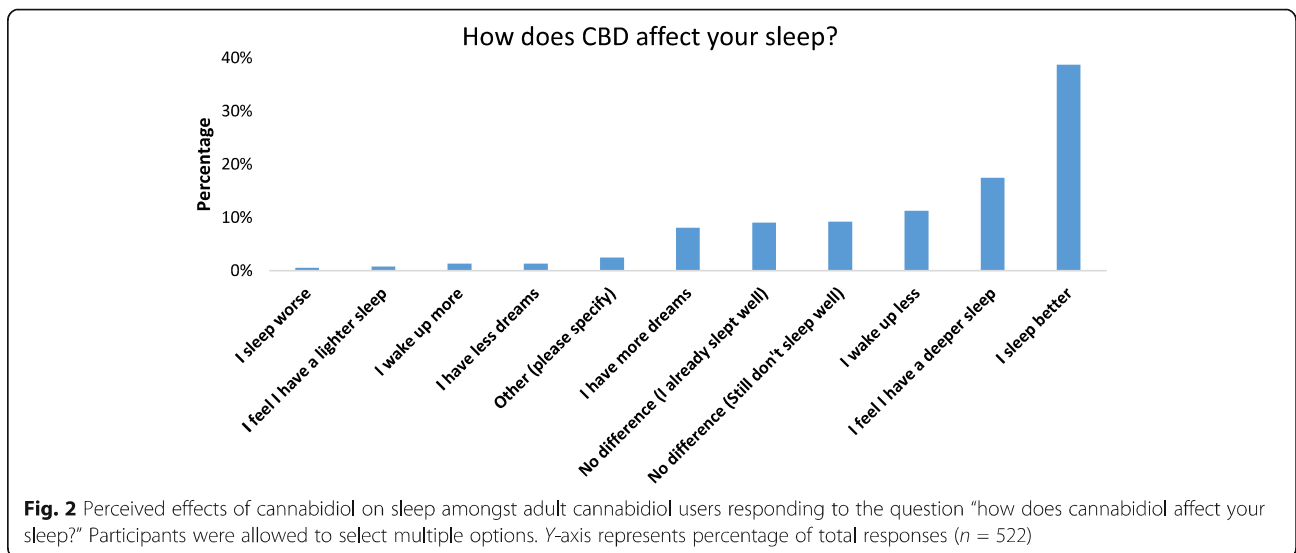
1.08–2.92], $p = 0.023$) and those using CBD for sleep improvement (aOR 1.945, [95% CI 1.152–3.285], $p = 0.013$) were associated with the sublingual route. Stress was not associated with route of administration.

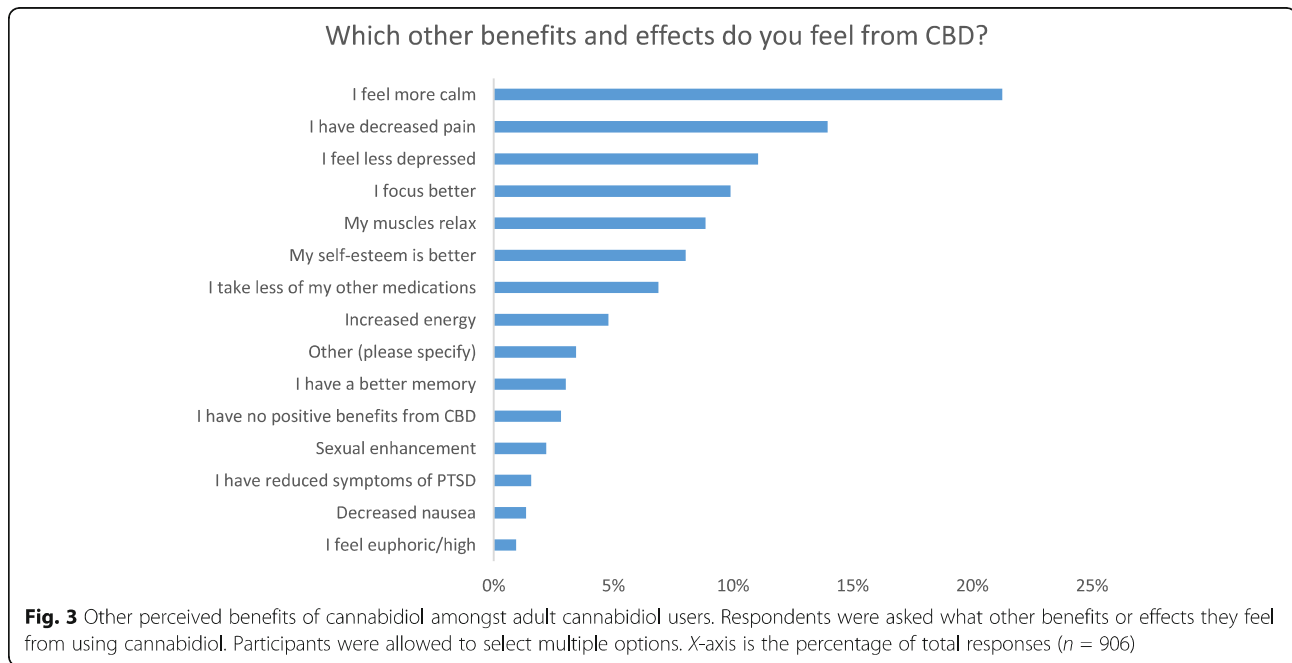
Reasons for use of CBD

42.6% endorsed using CBD for self-perceived anxiety, followed by 37.5% for stress, 37% for general health and wellbeing, and 37% for improving sleep (see Fig. 1). 24.6% reported use for self-perceived insomnia. Overall, 42.5% of respondents said they were using CBD for some sleep issue, either to improve sleep or for self-

perceived insomnia. In the [supplementary materials](#) (see Table 2), we show reasons for use broken down by sex, age, and location.

In adjusted logistic models, more males (47.4%) were using CBD for general health and wellbeing than females (30.7%; aOR 0.464, [95% CI 0.30–0.72], $p = 0.001$). More females were using CBD for self-perceived anxiety (47.9%) than males (34.2%; aOR 1.595, [95% CI 1.021, 2.49], $p = 0.04$), and for self-perceived insomnia (females 28.6%, males 17.8%; aOR 1.871, [95% CI 1.125–3.112], $p = 0.015$). More males (14.1%) than females (7.1%) were using CBD for post-workout sore muscles (aOR 0.462, [95% CI 0.236–0.905], $p = 0.024$).





Those aged 35–54 years old (33.9%; aOR 0.60, [95% CI 0.363–0.995], $p = 0.048$) and 55+ (31.9%; aOR 0.526, [95% CI 0.287–0.964], $p = 0.038$) had lower odds of using CBD for general health and wellbeing than those aged 18–34 years old (47.7%). Moreover, those aged 35–54 years old (37.1%, aOR 0.561, [95% CI 0.346–0.911], $p = 0.019$) and 55+ (20.9%; aOR 0.249, [95% CI 0.132–0.470], $p \leq 0.001$) had lower odds of using CBD for stress versus those aged 18–34 years old (51.4%). Those aged 34–55 (24.8%) had greater odds of using CBD for chronic pain versus 18–34 years old (14.7%; aOR 2.093, [95% CI 1.122–3.905], $p = 0.02$). Those aged 55+ (5.1%) had lower odds of using CBD for post-workout sore muscles than 18–34 years old (15.5%; aOR 0.302, [95% CI 0.105–0.868], $p = 0.026$). Those aged 35–54 years old (43.5%; aOR 0.464, 95% CI 0.28–0.76, $p = 0.002$) and 55+ (19.8%; aOR 0.149, [95% CI = 0.077, 0.289], $p < 0.001$) had lower odds of using CBD for self-perceived anxiety versus 18–34 years old (60.4%). Use of CBD for arthritic/joint pain was higher in those 55+ (41.8%) (aOR 8.569, 95% CI [3.792–19.363], $p < 0.001$) and 35–54 years old (16.7%; aOR 2.295, [95% CI 1.041, 5.061], $p = 0.04$) in comparison to those 18–34 years old. Those aged 34–55 years old (5.9%) had lower odds of using CBD for skin conditions than those aged 18–34 years old (14.7% aOR 0.42, [95% CI 0.10–0.93], $p = 0.03$) and those aged 55+ (4.4%) had lower odds of using CBD to improve focus than those aged 18–34 years old (15.3%; aOR 0.248, [95% CI 0.08–0.77], $p = 0.017$). Moreover, those aged 55+ (23.1% versus 18–34 years old: 41.4%) had lower odds of using CBD for sleep improvement (aOR 0.4, [95% CI 0.21, 0.75], $p = 0.004$). For

endometriosis and menstrual problems, we removed sex from the model finding those aged 34–55 had lower odds of using CBD for menstrual problems (aOR 0.379, [95% CI 0.18–0.796], $p = 0.01$). Endometriosis did not vary by age. Depression, PTSD, fibromyalgia, ADHD, headache, asthma, THC counteract effects, and restless legs did not vary by sex or age. Confidence intervals could not be generated for Parkinson’s disease, Alzheimer’s disease, autism, multiple sclerosis, epilepsy, cancer, and nausea due to small sample sizes.

Self-perceived anxiety

One hundred sixty-five of 387 (42.6%) endorsed using CBD for self-perceived anxiety. In response to the question “how does CBD affect your anxiety levels”, participants responded that they felt less anxious (141/163 (86.5%)), followed by “no difference (I still suffer from the same degree of anxiety)” (21/163; 12.8%), and one person (0.6%) noted greater anxiety. Moreover, participants were asked how often they thought about problems when they were supposed to be relaxing, compared with before they started taking CBD. We found that just 96/163 (58.9%) of respondents thought about their problems less than before, followed by “it hasn’t changed (I still think a lot about problems)” (55/163; 33.7%), followed by “it hasn’t changed (I did not think about problems a lot before)” (11/163; 6.7%), followed by (1/163; 0.6%) of respondents reporting thinking about problems more than before.

Amongst those who reported experiencing anxiety, adjusted logistic models comparing those who responded that CBD reduces their self-perceived anxiety with those

who responded that they still suffer from anxiety found no associations with age, sex, or location. Similar results emerged for “thinking about problems”.

Self-perceived stress

One hundred forty-five of 387 (37.5%) of respondents endorsed the use of CBD for self-perceived stress. Amongst those using CBD for stress, in response to the question “how does CBD affect your stress level”, participants responded that they felt less stressed (130/141; 92.2% followed by it does not affect my stress levels (I still feel stressed) (11/141; 7.8%). No respondent said that it increased their stress level. Adjusted logistic models comparing those who responded that CBD reduces their stress versus those who responded that they still have stress found no associations with age, sex, or location.

Self-perceived sleep problems

As we initially designed the study to address sleep, we asked detailed questions regarding this. Improving sleep (125/387; 32.3%) and self-perceived insomnia (95/387; 24.5%) were the fourth and fifth-ranked endorsed reasons for using CBD, overall 42.5% endorsed sleep as a reason for use. Respondents said that CBD helped them sleep (see Fig. 2). As we restricted this analysis to respondents who selected using CBD for sleep improvement, there was considerable overlap between using CBD for sleep improvement and self-perceived insomnia. Regarding questions about the time it takes to fall asleep, 48.2%(73/124;) said CBD led them to fall asleep faster, followed by 29/124 (23.4%) who said it did not make a difference and still have a hard time falling asleep, followed by 22/124 (17.7%) who said it did not make a difference because they did not have a problem falling asleep beforehand. Age, sex, and location were not associated with the speed of falling asleep.

Other reported benefits

We asked participants to report on other effects they experience. From a total of 960 responses, the most prevalent effect was calm (21.3%), followed by decreased pain (19.5%) (see Fig. 3). One per cent reported feeling euphoric/high. In examining the “other” responses, 27/960 (9.3%) reported that they did not feel any benefits from the use of CBD.

Sex was associated with sexual enhancement where males reported experiencing more sexual enhancement (9.9%) than females (2.9%) (aOR 0.274, [95% CI 0.11–0.70], $p = 0.007$). There were no other associations between sex and other CBD benefits. Those aged 55+ (23.1%; aOR 3.8, [95% CI 1.63–8.87], $p = 0.002$) and those aged 35–54 years old (16.8%; aOR 2.72, [95% CI 1.258–5.876], $p = 0.011$) reported taking less of their

other medications in comparison to those aged under 34 years old (9.9%). Those ages 55+ reported experiencing more “no positive experiences” (14.3%) in comparison to those under 34 (2.7%; aOR 5.31, [95% CI 1.45–19.41], $p = 0.012$).

CBD side-effects

A total of 388 responses were made, of whom 277/388 (71%) were logged as not experiencing any side-effects. Dry mouth was experienced by 44/388 (11%), and 13/288 (3%) experienced fatigue. All other side-effects were reported less than 2% (e.g. dizziness, nausea, upset stomach, rapid heartbeat, diarrhoea, headache, anxiety, psychotic symptoms, sexual problems, trouble concentrating). No respondents reported vomiting, fainting, liver problems (raised liver enzymes in blood test), or seizures. Adjusted logistic models show no associations of age, of sex with “no side effects” or fatigue. Location of the participants was associated with dry mouth, those who lived outside of the UK had greater odds of experiencing dry mouth (aOR 2.44, [95% CI 1.25–4.75], $p = 0.009$). No other side-effects were analysed due to the small number of respondents citing other side-effects.

Discussion

This study aimed to investigate CBD use patterns in the general population regarding the route of administration, dose, and indications for use. We found that the main indications for using CBD were self-perceived anxiety, stress, general health and wellbeing, sleep, and pain.

User characteristics and reason for use

More than half of the users were using a daily dose below 50 mg via a sublingual route of administration. Most were using CBD daily, sometimes multiple times per day. We found that respondents who use CBD for self-perceived anxiety and stress tend to use it several times per day, whilst respondents endorsing using CBD for sleep take it in the evening, indicating that user patterns vary according to the symptoms. A recent review suggests half-life is between 1.4 and 10.9 h after oromucosal spray and 2–5 days after chronic oral administration (Iffland and Grotenhermen 2017). In the light of these findings, it may be that people are dosing CBD several times per day to maintain stable plasma levels throughout the day if managing symptoms of stress and anxiety, whilst only using CBD at night if managing sleep problems.

We found that 69.7% of users had been using CBD for less than 1 year. Moreover, only 4.1% had used CBD for more than 5 years, reflecting both that it is a fairly new phenomenon and an increasing interest in CBD in the UK, compared with the USA. A similar American survey reported that 34.6% had used CBD for less than 1 year

and 53.2% more than 5 years (Corroon and Phillips 2018). At the time of writing, CBD is legal in all but three, out of fifty, American states, and many of these allow the products to contain THC. In the UK and Europe, non-prescription CBD products are not allowed to contain any THC (<0.01%). These differences might create a divergence between European vs American consumers' experiences, and stresses the urgency for internal and external regulation, and education about cannabinoids in Europe.

We found age and sex differences in the reason for CBD use. Most of the sample was female, but males had greater odds of using CBD for general health and wellbeing and post-workout for sore muscles. In contrast, females were more likely to use CBD for self-perceived anxiety and insomnia, reflecting the higher prevalence of both symptoms amongst women (McLean et al. 2011; Li et al. 2002). We also found more females using CBD for fibromyalgia, possibly reflecting the much higher prevalence of fibromyalgia amongst women (Yunus 2002). A recent study compared the subjective effects of 100 mg oral versus vaporised and smoked CBD and found that women reported experiencing more subjective effects of CBD than men (Spindle et al. 2020), which may reflect why women were using CBD for more chronic symptomatology. There were also significant age differences, with more people under 34 years old using CBD for general health and wellbeing than older age groups, which might be explained in part by the fact that disease burden generally increases with age. More young people use CBD to reduce self-perceived stress and anxiety, aligning with studies finding young people are more troubled by symptoms of anxiety than older people (Brenes et al. 2008).

In the present study, we found that the largest proportion of respondents used CBD to help with mental health symptoms like perceived anxiety, stress, and sleep problems. This finding aligns with a previous CBD survey that found that anxiety and insomnia were amongst the top 6 reasons for using CBD (Corroon and Phillips 2018). However, Corroon et al. found that the two main reasons for using CBD was arthritis/joint pain and chronic pain, whereas these ranked number six and seven amongst reasons from our respondents. This result may reflect the younger demographics of our sample compared with Corroon et al.

With few variations, the reasons for use in our study were somewhat similar to the results from another study of 400 patients in New Zealand, who were all prescribed sublingual CBD oil with doses ranging from 40 to 300 mg/day (Gulbransen et al. 2020). This study found that the patients had an increase in overall quality of life, including improved sleep and decreased self-perceived anxiety levels and reduced pain scores.

Route of administration, dosing, and side-effects

Younger respondents were more likely to use novel routes of administration, e.g., vaping or drinking. This trend correlates with data showing that more people have tried vaping (in general) amongst younger age groups (Vaping and e-cigarette use by age U.S 2018). Only 9.3% reported vaping CBD in our sample, compared with 19% in the study by Corroon et al. (Corroon and Phillips 2018). The fast onset of vaporised CBD might explain why inhaled CBD is popular for self-perceived anxiety and stress.

Corroon et al. found a more even distribution between various application methods with the most popular being sublingual CBD (23% vs 72.6% in our study sample). Our approach of recruiting respondents through email databases of non-vape CBD brands may explain why the sublingual administration route is much more frequent in our study than in the American survey.

The bioavailability of CBD varies by route of administration (Millar et al. 2019), but is generally low, between 10 and 31% (Millar et al. 2018). Oral routes have the lowest bioavailability due to first-pass metabolism, whilst inhaled routes have the highest bioavailability (Ohlsson et al. 1986). The bioavailability of sublingual CBD is between 13 and 19% (Mechoulam et al. 2002), and greater than the oral route, thus exerting effects at much lower doses, making it more efficient for users. Investigating plasma levels of low-dose sublingual CBD users, and correlating them to the subjective experience, might give important insights into the optimal dose for treating these low-level mental health problems like self-perceived stress, anxiety, and sleep problems.

Most people were using less than 100 mg (72.9%) per day. Due to the high price and the lack of medical supervision, it is not surprising that non-medical CBD users are taking much lower doses than those used in clinical studies, and those prescribed for specific medical conditions (Davies and Bhattacharyya 2019; Szaflarski et al. 2018). It is important to highlight that 16.8% reported using more than 100 mg per day, and 10.2% did not know how much CBD they were using. The use of high doses CBD is concerning in light of the current FSA recommendation of restricting the dose to 70 mg CBD per day (Cannabidiol (CBD) n.d.), and it stresses the importance of better public information and communication and improved packaging and guidance from brands to consumers.

Amongst our study sample, almost 11% experienced having a dry mouth, most likely indicating levels of THC in the product, as this is a common side effect of THC rather than CBD (Darling and Arendorf 1993; LaFrance et al. 2020). People living outside of the UK had higher odds of experiencing a dry mouth, which might be explained by the different legislation regarding permitted

THC content and CBD quality between countries. This differentiation leads to some concerns about product safety, consistency, and ultimately trust amongst CBD consumers. A recent study of 29 CBD products showed that only 11% contained within 10% of the advertised CBD concentration, 55% of the products had traces of controlled substances such as THC (Liebling et al. 2020). There is still a need for external and internal control within the CBD industry to ensure consumer safety is prioritised.

CBD and self-perceived stress

37.5% of respondents reported using CBD for perceived stress, with 92.2% reporting reduced stress levels, making it the third-highest ranking reason for CBD use amongst our sample. Yet, no studies are looking directly at how CBD affects perceived stress levels. This might in part be because stress, apart from post-traumatic stress disorder, is not classified as a disease according to international disease classification (WHO | Burn-out an “occupational phenomenon”: International Classification of Diseases 2019). With more than 12.8 million working days lost because of work-related stress, anxiety, or depression in the UK (Hse 2019), the relationship between CBD and stress is an area of interest for further research. A recent study surveying social media for comments about perceived therapeutic effects of CBD products revealed that the most frequently discussed symptoms, which are not addressed in the research literature, are indeed stress and nausea (Tran and Kavuluru 2020).

CBD and self-perceived anxiety

Self-perceived anxiety was the top-ranked reason for the use of CBD with 42.6% reporting they take CBD for this reason. Of these, 86.5% reported they felt less anxiety. There are biologically plausible reasons for the use of CBD in anxiety. Pharmacological research suggests CBD is a partial 5-HT_{1A} receptor agonist which supports anxiolytic and stress-reducing properties (Russo et al. 2005; Resstel et al. 2009), the activation of which has been associated with anxiolytic, antidepressant, and antipsychotic effects (Zuardi et al. 1993; Bergamaschi et al. 2011; de Faria et al. 2020; Vilazodone for major depressive disorder | MDedge Psychiatry n.d.; Newman-Tancredi and Kleven 2011). CBD also modulates specifically configured GABA_A receptors that may be relevant to anxiolytic effects (Bakas et al. 2017; Deshpande et al. 2011). CBD is anxiolytic under experimental conditions in animals, healthy humans and in those with generalised social anxiety disorder (de Faria et al. 2020; Elms et al. 2019; Newman-Tancredi and Kleven 2011) although large clinical trials have not been conducted. Crippa et al. administered an oral dose of 400 mg CBD or placebo, in a double-blind procedure. They found it

significantly lowered feelings of anxiety, accompanying changes in limbic areas, in subjects with social anxiety disorder (SAD) (Crippa et al. 2011). Similar results were seen in a small randomised trial using a public speaking test with 600 mg CBD vs placebo (Bergamaschi et al. 2011).

CBD and self-perceived sleep problems

In our survey, sleep was the second-highest-ranking reason for CBD use. We found that 42.5% used CBD to help with sleep, which is higher than for previously published data on adult CBD users, where it was the fifth-highest reason (Corroon and Phillips 2018). It is well-known that a lack of sleep can cause a variety of physical and mental health effects including raised levels of cortisol (Leproult et al. 1997), anxiety (Babson et al. 2010), and mood disturbances (Brazeau et al. 2010), and both short and long duration of sleep is a significant predictor of death (Cappuccio et al. 2010). A recent controlled study of 300 mg CBD found no effect on any sleep indices (Linares et al. 2018), whilst observational and cross-sectional studies showed improvement in sleep outcomes (Corroon and Phillips 2018; Gulbransen et al. 2020). Preclinical studies have shown mixed results with some doses showing an increase in total sleep time (Chagas et al. 2013) and another study indicating that CBD causes increased wakefulness (Murillo-Rodríguez et al. 2006). Thus, the research on CBD and sleep thus far is mixed. However, as sedation and somnolence are regarded as common adverse effects of CBD in a meta-analysis of clinical trials where high doses are used (Chesney et al. 2020), it may not be surprising that CBD at low doses improved sleep quality and duration.

Given the low quality of CBD available on the market, it may be that these individuals were not taking CBD, or that CBD is not efficacious in sleep, so many individuals report better sleep by virtue of the placebo effect, fuelled by marketing (Haney 2020). Another reason may be that CBD is acting on other aspects of stress and anxiety that indirectly reduce sleep problems. Still, in this survey, participants directly attributed improved sleep to CBD. This points to the need for RCTs, as the effect of expectations (i.e. the result of the placebo effect), particularly with compounds advertised as cure-alls (Haney 2020). Suggesting that the placebo effect may contribute to the purported impact of CBD does not reject the potential medical value of CBD, but it does mean we must be wary of the results of observational studies (Haney 2020).

Strengths and limitations

Our measures were retrospective self-reported symptoms, rather than contemporaneous reports or object assessments, and thus prone to recall bias. This approach

may lead to over- or under-estimation of benefits and harms. In reporting anxiety symptoms, it should be noted that many anxiety measures are self-reported, and scales are often an accurate measure of anxiety. Stress itself is not often measured, but scales assessing self-reported stress are reliable (Morgan et al. 2014). Regarding sleep problems, our measures do not accurately correspond with objective measures of sleep such as actigraphy (Girschik et al. 2012), which has implications in the epidemiology of sleep, including in the present study. Future research should use validated measures of anxiety, stress, and sleep. However, it should be noted we included responses to gain an insight where CBD may not help, with about 20% responding that CBD did not help with sleep or anxiety and about 10% saying CBD did not help with stress. There is also a risk of selection biases regarding our recruitment method from email databases of current users and social media recruiting. As we had a self-selected sample, we do not represent the general population or even the overall population of CBD users. It is more likely that respondents with a positive experience have responded to this survey, and continue to use CBD. Still, users with a negative experience may have stopped using CBD and therefore were not reached by this survey, which might further contribute to the selection biases.

Conclusion

The survey demonstrated that CBD is used for a wide range of physical and mental health symptoms and improved general health and wellbeing. A majority of the sample surveyed in this study found that CBD helped their symptoms, and they often used doses below 50 mg. Out of the four most common symptoms, three were related to mental health. Self-perceived stress, anxiety, and sleep problems constitute some of society's biggest health problems, but we lack adequate treatment options. Further research is needed into whether CBD can efficiently and safely help treat these symptoms.

Supplementary Information

The online version contains supplementary material available at <https://doi.org/10.1186/s42238-021-00061-5>.

Additional file 1: User Survey. **Table S1.** Demographic variables of the 28 non-responders. **Table S2.** Reasons for use of cannabidiol by sex, age and location. Results are presented as n (%).

Abbreviations

CBD: Cannabidiol; THC: Delta-9-tetrahydrocannabinol; WHO: World Health Organization

Acknowledgements

We would like to thank TheDrug.Store, Grass & Co., OTO and Pollen for help with recruitment and Dr Anne Katrin Schlag for reviewing the manuscript before submission.

Authors' contributions

JM initiated the study and drafted out the study design and the online survey together with CH. JM collected the data. CH conducted the statistical analysis and wrote the results. JM and CH wrote the introduction, methods, discussion, and conclusion. Both authors have approved the final version of the manuscript.

Funding

The research was funded by TheDrug.Store who had no role in any aspect of the study, including the design, data analysis, or manuscript preparation. CH is funded by a University College Hospital National Institute of Health Research (NIHR) Biomedical Research Centre bridging fellowship.

Availability of data and materials

The datasets used and analysed during the current study are available from the corresponding author on reasonable request.

Competing interest

During the time of data collection, JM was scientific advisor to TheDrug.Store, a retailer of CBD products and natural supplements, and she was the editor of an online blog (dosage | The Online Cannabis and Wellness Blog [n.d.](#)) writing about cannabinoid science and general health and wellbeing. JM is no longer involved with any of the above. CH reports no competing interests.

Disclosures: CH became employed by GW Pharmaceuticals during the revise and resubmit process. Her substantial contribution was made to this paper before this employment.

Ethics approval and consent to participate

Ethical approval was not required since this research investigated non-sensitive information using completely anonymous survey procedures when the participants are not defined as "vulnerable" and participation will not induce undue psychological stress or anxiety (UCL REC [n.d.](#)). By answering the online survey, participants consented to participate.

Consent for publication

Not applicable

Author details

¹Clinic Horsted, Chronic Pain Clinic, Farvegade 2, 1463 Copenhagen, Denmark. ²Clinical Psychopharmacology Unit, Department of Clinical, Educational & Health Psychology, University College London, London, UK. ³Translational Psychiatry Research Group, Research Department of Mental Health Neuroscience, Division of Psychiatry, Faculty of Brain Sciences, University College London, London, UK. ⁴University College Hospital National Institute of Health Research (NIHR) Biomedical Research Centre, London, UK.

Received: 4 May 2020 Accepted: 8 February 2021

Published online: 18 February 2021

References

- Andrew G, Liebling YJ, Saoirse BO. The Centre for Medicinal Cannabis; 2019.
- Babson KA, Trainor CD, Feldner MT, Blumenthal H. A test of the effects of acute sleep deprivation on general and specific self-reported anxiety and depressive symptoms: an experimental extension. *J Behav Ther Exp Psychiatry*. 2010;41:297–303. <https://doi.org/10.1016/j.jbtep.2010.02.008>.
- Bakas T, van Nieuwenhuijzen PS, Devenish SO, McGregor IS, Arnold JC, Chebib M. The direct actions of cannabidiol and 2-arachidonoyl glycerol at GABAA receptors. *Pharmacol Res*. 2017;119:358–70. <https://doi.org/10.1016/j.phrs.2017.02.022>.
- Bergamaschi MM, Queiroz RHC, Chagas MHN, DCG DO, De Martinis BS, Kapczinski F, et al. Cannabidiol reduces the anxiety induced by simulated public speaking in treatment-naïve social phobia patients. *Neuropsychopharmacology*. 2011;36:1219–26. <https://doi.org/10.1038/npp.2011.6>.
- Berman JS, Symonds C, Birch R. Efficacy of two cannabis based medicinal extracts for relief of central neuropathic pain from brachial plexus avulsion: results of a randomised controlled trial. *Pain*. 2004;112:299–306. <https://doi.org/10.1016/j.pain.2004.09.013>.

- Brazeau CMLR, Schroeder R, Rovi S, Boyd L. Relationships between medical student burnout, empathy, and professionalism climate. *Acad Med.* 2010;85. <https://doi.org/10.1097/ACM.0b013e3181ed4c47>.
- Brenes GA, Knudson M, McCall WV, Williamson JD, Miller ME, Stanley MA. Age and racial differences in the presentation and treatment of generalized anxiety disorder in primary care. *J Anxiety Disord.* 2008;22:1128–36. <https://doi.org/10.1016/j.janxdis.2007.11.011>.
- Cannabidiol (CBD) . n.d. Food Standards Agency. <https://www.food.gov.uk/safety-hygiene/cannabidiol-cbd>. Accessed 5 Apr 2020
- Cappuccio FP, D'Elia L, Strazzullo P, Miller MA. Sleep duration and all-cause mortality: a systematic review and meta-analysis of prospective studies. *Sleep.* 2010;33:585–92. <https://doi.org/10.1093/sleep/33.5.585>.
- Chagas MHN, Crippa JAS, Zuardi AW, Hallak JEC, MacHado-De-Sousa JP, Hirotsu C, et al. Effects of acute systemic administration of cannabidiol on sleep-wake cycle in rats. *J Psychopharmacol.* 2013;27:312–6. <https://doi.org/10.1177/0269881112474524>.
- Chesney E, Oliver D, Green A, Sovi S, Wilson J, Englund A, et al. Adverse effects of cannabidiol: a systematic review and meta-analysis of randomized clinical trials. *Neuropsychopharmacology.* 2020:1–8. <https://doi.org/10.1038/s41386-020-0667-2>.
- Corroon J, Phillips JA. A cross-sectional study of cannabidiol users. *Cannabis Cannabinoid Res.* 2018;3:152–61. <https://doi.org/10.1089/can.2018.0006>.
- Crippa JAS, Nogueira Derenusson G, Borduqui Ferrari T, Wichert-Ana L, Duran FLS, Martin-Santos R, et al. Neural basis of anxiolytic effects of cannabidiol (CBD) in generalized social anxiety disorder: a preliminary report. *J Psychopharmacol.* 2011;25:121–30. <https://doi.org/10.1177/0269881110379283>.
- Cunha JM, Carlini EA, Pereira AE, Ramos OL, Pimentel C, Gagliardi R, et al. Chronic administration of cannabidiol to healthy volunteers and epileptic patients. *Pharmacology.* 1980;21:175–85. <https://doi.org/10.1159/000137430>.
- Darling MR, Arendorf TM. Effects of cannabis smoking on oral soft tissues. *Commun Dent Oral Epidemiol.* 1993;21:78–81. <https://doi.org/10.1111/j.1600-0528.1993.tb00725.x>.
- Davies C, Bhattacharyya S. Cannabidiol as a potential treatment for psychosis. *Ther Adv Psychopharmacol.* 2019;9:204512531988191. <https://doi.org/10.1177/2045125319881916>.
- de Faria SM, de Moraes Fabrício D, Tumas V, Castro PC, Ponti MA, Hallak JEC, et al. Effects of acute cannabidiol administration on anxiety and tremors induced by a simulated public speaking test in patients with Parkinson's disease. *J Psychopharmacol.* 2020;34:189–96. <https://doi.org/10.1177/0269881119895536>.
- Deshpande LS, Blair RE, DeLorenzo RJ. Prolonged cannabinoid exposure alters GABA_A receptor mediated synaptic function in cultured hippocampal neurons. *Exp Neurol.* 2011;229:264–73. <https://doi.org/10.1016/j.expneurol.2011.02.007>.
- Devinsky O, Cross JH, Wright S. Trial of Cannabidiol for drug-resistant seizures in the Dravet syndrome. *N Engl J Med.* 2017;377:699–700. <https://doi.org/10.1056/NEJMc1708349>.
- Devinsky O, Marsh E, Friedman D, Thiele E, Laux L, Sullivan J, et al. Cannabidiol in patients with treatment-resistant epilepsy: an open-label interventional trial. *Lancet Neurol.* 2016;15:270–8. [https://doi.org/10.1016/S1474-4422\(15\)00379-8](https://doi.org/10.1016/S1474-4422(15)00379-8).
- Devinsky O, Patel AD, Cross JH, Villanueva V, Wirrell EC, Privitera M, et al. Effect of Cannabidiol on drop seizures in the Lennox–Gastaut syndrome. *N Engl J Med.* 2018a;378:1888–97. <https://doi.org/10.1056/NEJMoa1714631>.
- Devinsky O, Patel AD, Thiele EA, Wong MH, Appleton R, Harden CL, et al. Randomized, dose-ranging safety trial of cannabidiol in Dravet syndrome. *Neurology.* 2018b;90:e1204–11. <https://doi.org/10.1212/WNL.00000000000005254>.
- dosage I The Online Cannabis & Wellness Blog. n.d. <http://www.getthedose.com/home>. Accessed 30 Apr 2020
- Elms L, Shannon S, Hughes S, Lewis N. Cannabidiol in the treatment of post-traumatic stress disorder: a case series. *J Altern Complement Med.* 2019;25:392–7. <https://doi.org/10.1089/acm.2018.0437>.
- Esposito G, De Filippis D, Carnuccio R, Izzo AA, Iuvone T. The marijuana component cannabidiol inhibits β -amyloid-induced tau protein hyperphosphorylation through Wnt/ β -catenin pathway rescue in PC12 cells. *J Mol Med.* 2006;84:253–8. <https://doi.org/10.1007/s00109-005-0025-1>.
- Fernández-Ruiz J, Sagredo O, Pazos MR, García C, Pertwee R, Mechoulam R, et al. Cannabidiol for neurodegenerative disorders: important new clinical applications for this phytocannabinoid? *Br J Clin Pharmacol.* 2013;75:323–33. <https://doi.org/10.1111/j.1365-2125.2012.04341.x>.
- Galaj E, Bi GH, Yang HJ, Xi ZX. Cannabidiol attenuates the rewarding effects of cocaine in rats by CB2, 5-HT1A and TRPV1 receptor mechanisms. *Neuropharmacology.* 2020;167:107740. <https://doi.org/10.1016/j.neuropharm.2019.107740>.
- García-Arencibia M, González S, de Lago E, Ramos JA, Mechoulam R, Fernández-Ruiz J. Evaluation of the neuroprotective effect of cannabinoids in a rat model of Parkinson's disease: importance of antioxidant and cannabinoid receptor-independent properties. *Brain Res.* 2007;1134:162–70. <https://doi.org/10.1016/j.brainres.2006.11.063>.
- Geneva CANNABIDIOL (CBD) . n.d. Critical Review Report Expert Committee on Drug Dependence Fortieth Meeting
- Girschik J, Fritschi L, Heyworth J, Waters F. Validation of self-reported sleep against actigraphy. *J Epidemiol.* 2012;22:462–8. <https://doi.org/10.2188/jea.JE20120012>.
- Gulbrandsen G, Xu W, Arroll B. Cannabidiol prescription in clinical practice: an audit on the first 400 patients in New Zealand. *BJGP Open.* 2020;4:bjgpopen20X101010. <https://doi.org/10.3399/bjgpopen20X101010>.
- Haney M. Research-barriers and recommendations [published online ahead of print, 2020 Jun 17]; 2020. *JAMA Psychiatry*
- Hindocha C, Freeman TP, Grabski M, Stroud JB, Crudgington H, Davies AC, et al. Cannabidiol reverses attentional bias to cigarette cues in a human experimental model of tobacco withdrawal. *Addiction.* 2018;113:1696–705. <https://doi.org/10.1111/add.14243>.
- Hse. Work-related stress, anxiety or depression statistics in Great Britain, 2019; 2019.
- Hurd YL, Spriggs S, Alishayev J, Winkel G, Gurgov K, Kudrich C, et al. Cannabidiol for the reduction of cue-induced craving and anxiety in drug-abstinent individuals with heroin use disorder: a double-blind randomized placebo-controlled trial. *Am J Psychiatry.* 2019;176:911–22. <https://doi.org/10.1176/aappi.ajp.2019.18101191>.
- Iffland K, Grotenhermen F. An update on safety and side effects of cannabidiol: a review of clinical data and relevant animal studies. *Cannabis Cannabinoid Res.* 2017;2:139–54. <https://doi.org/10.1089/can.2016.0034>.
- Keating GM. Delta-9-tetrahydrocannabinol/cannabidiol oromucosal spray (Sativex®): a review in multiple sclerosis-related spasticity. *Drugs.* 2017;77:563–74. <https://doi.org/10.1007/s40265-017-0720-6>.
- LaFrance EM, Stueber A, Glodsky NC, Mauzey D, Cuttler C. Overbaked: assessing and predicting acute adverse reactions to cannabis. *J Cannabis Res.* 2020;2:3. <https://doi.org/10.1186/s42238-019-0013-x>.
- Leas EC, Nobles AL, Caputi TL, Dredze M, Smith DM, Ayers JW. Trends in internet searches for cannabidiol (CBD) in the United States. *JAMA Netw Open.* 2019. <https://doi.org/10.1001/jamanetworkopen.2019.13853>.
- Leproult R, Copinschi G, Buxton O, Van Cauter E. Sleep loss results in an elevation of cortisol levels the next evening. *Sleep.* 1997;20:865–70. <https://doi.org/10.1093/sleep/20.10.865>.
- Leweke FM, Piomelli D, Pahlisch F, Muhl D, Gerth CW, Hoyer C, et al. Cannabidiol enhances anandamide signaling and alleviates psychotic symptoms of schizophrenia. *Transl Psychiatry.* 2012;2:e94. <https://doi.org/10.1038/tp.2012.15>.
- Li RHY, Wing YK, Ho SC, Fong SYY. Gender differences in insomnia - a study in the Hong Kong Chinese population. *J Psychosom Res.* 2002;53:601–9. [https://doi.org/10.1016/S0022-3999\(02\)00437-3](https://doi.org/10.1016/S0022-3999(02)00437-3).
- Liebling JP, Clarkson NJ, Gibbs BW, Yates AS, O'Sullivan SE. An analysis of over-the-counter cannabidiol products in the United Kingdom. *Cannabis Cannabinoid Res Can.* 2020;2019:0078. <https://doi.org/10.1089/can.2019.0078>.
- Linares IMP, Guimaraes FS, Eckeli A, Crippa ACS, Zuardi AW, Souza JDS, et al. No acute effects of cannabidiol on the sleep-wake cycle of healthy subjects: a randomized, double-blind, placebo-controlled, crossover study. *Front Pharmacol.* 2018;9:315. <https://doi.org/10.3389/fphar.2018.00315>.
- Machado Bergamaschi M, Helena Costa Queiroz R, Waldo Zuardi A, de Souza Crippa JA. Safety and side effects of cannabidiol, a Cannabis sativa constituent. *Curr Drug Saf.* 2011;6:237–49. <https://doi.org/10.2174/157488611798280924>.
- McLean CP, Asnaani A, Litz BT, Hofmann SG. Gender differences in anxiety disorders: prevalence, course of illness, comorbidity and burden of illness. *J Psychiatr Res.* 2011;45:1027–35. <https://doi.org/10.1016/j.jpsychires.2011.03.006>.
- Mechoulam R, Parker LA, Gallily R. Cannabidiol: an overview of some pharmacological aspects. *J Clin Pharmacol.* 2002;42:11S–9S. <https://doi.org/10.1002/j.1552-4604.2002.tb05998.x>.
- Millar SA, Stone NL, Bellman ZD, Yates AS, England TJ, O'Sullivan SE. A systematic review of cannabidiol dosing in clinical populations. *Br J Clin Pharmacol.* 2019;85:1888–900.

- Millar SA, Stone NL, Yates AS, O'Sullivan SE. A systematic review on the pharmacokinetics of cannabidiol in humans. *Front Pharmacol*. 2018;9:1365.
- Morgan CJ, Curran HV. Effects of cannabidiol on schizophrenia-like symptoms in people who use cannabis. *Br J Psychiatry*. 2008;192:306–7. <https://doi.org/10.1192/bjp.bp.107.046649>.
- Morgan ES, Umberson K, Hertzog C. Construct validation of self-reported stress scales. *Psychol Assess*. 2014;26:90–9. <https://doi.org/10.1037/a0034714>.
- Murillo-Rodríguez E, Millán-Aldaco D, Palomero-Rivero M, Mechoulam R, Drucker-Colín R. Cannabidiol, a constituent of *Cannabis sativa*, modulates sleep in rats. *FEBS Lett*. 2006;580:4337–45. <https://doi.org/10.1016/j.febslet.2006.04.102>.
- Newman-Tancredi A, Kleven MS. Comparative pharmacology of antipsychotics possessing combined dopamine D2 and serotonin 5-HT1A receptor properties. *Psychopharmacology*. 2011;216:451–73. <https://doi.org/10.1007/s00213-011-2247-y>.
- Notcutt W, Price M, Miller R, Newport S, Phillips C, Simmons S, et al. Initial experiences with medicinal extracts of cannabis for chronic pain: results from 34 “N of 1” studies. *Anaesthesia*. 2004;59:440–52. <https://doi.org/10.1111/j.1365-2044.2004.03674.x>.
- Ohlsson A, Lindgren J-E, Andersson S, Agurell S, Gillespie H, Hollister LE. Single-dose kinetics of deuterium-labelled cannabidiol in man after smoking and intravenous administration. *Biol Mass Spectrom*. 1986;13:77–83. <https://doi.org/10.1002/bms.1200130206>.
- Pertwee RG. The diverse CB1 and CB2 receptor pharmacology of three plant cannabinoids: Δ^9 -tetrahydrocannabinol, cannabidiol and Δ^9 -tetrahydrocannabivarin. *Br J Pharmacol*. 2008;153:199–215.
- Resstel LBM, Tavares RF, Lisboa SFS, Joca SRL, Corrêa FMA, Guimarães FS. 5-HT1A receptors are involved in the cannabidiol-induced attenuation of behavioural and cardiovascular responses to acute restraint stress in rats. *Br J Pharmacol*. 2009;156:181–8. <https://doi.org/10.1111/j.1476-5381.2008.00046.x>.
- Rog DJ, Nurmikko TJ, Friede T, Young CA. Randomized, controlled trial of cannabis-based medicine in central pain in multiple sclerosis. *Neurology*. 2005;65:812–9. <https://doi.org/10.1212/01.wnl.0000176753.45410.8b>.
- Russo EB, Burnett A, Hall B, Parker KK. Agonistic properties of cannabidiol at 5-HT1a receptors. *Neurochem Res*. 2005;30:1037–43. <https://doi.org/10.1007/s11064-005-6978-1>.
- Schubart CD, Sommer IEC, van Gastel WA, Goetgebuer RL, Kahn RS, Boks MPM. Cannabis with high cannabidiol content is associated with fewer psychotic experiences. *Schizophr Res*. 2011;130:216–21. <https://doi.org/10.1016/j.schres.2011.04.017>.
- Shannon S, Opila-Lehman J. Effectiveness of cannabidiol oil for pediatric anxiety and insomnia as part of posttraumatic stress disorder: a case report. *Perm J*. 2016;20:108–11. <https://doi.org/10.7812/TPP/16-005>.
- Silvestro S, Mammanna S, Cavalli E, Bramanti P, Mazzon E. Use of cannabidiol in the treatment of epilepsy: efficacy and security in clinical trials. *Molecules*. 2019;24.
- Spindle TR, Cone EJ, Goffi E, Weerts EM, Mitchell JM, Winecker RE, et al. Pharmacodynamic effects of vaporized and oral cannabidiol (CBD) and vaporized CBD-dominant cannabis in infrequent cannabis users. *Drug Alcohol Depend*. 2020;21:107937. <https://doi.org/10.1016/j.drugalcdep.2020.107937>.
- Svensen KB, Jensen TS, Bach FW. Does the cannabinoid dronabinol reduce central pain in multiple sclerosis? Randomised double blind placebo controlled crossover trial. *BMJ*. 2004;329:253. <https://doi.org/10.1136/bmj.3814.9.566979.AE>.
- Szafarski JP, Bebin EM, Comi AM, Patel AD, Joshi C, Checketts D, et al. Long-term safety and treatment effects of cannabidiol in children and adults with treatment-resistant epilepsies: expanded access program results. *Epilepsia*. 2018;59:1540–8. <https://doi.org/10.1111/epi.14477>.
- Thiele EA, Marsh ED, French JA, Mazurkiewicz MB, Benbadis SR, Joshi C, et al. Cannabidiol in patients with seizures associated with Lennox-Gastaut syndrome (GWPCARE4): a randomised, double-blind, placebo-controlled phase 3 trial. *Lancet*. 2018;391:1085–96. [https://doi.org/10.1016/S0140-6736\(18\)30136-3](https://doi.org/10.1016/S0140-6736(18)30136-3).
- Tran T, Kavuluru R. Social media surveillance for perceived therapeutic effects of cannabidiol (CBD) products. *Int J Drug Policy*. 2020;77:102688. <https://doi.org/10.1016/j.drugpo.2020.102688>.
- UCL REC. n.d. <https://ethics.grad.ucl.ac.uk/exemptions.php>. Accessed 30 Apr 2020
- Van De Donk T, Niesters M, Kowal MA, Olofsen E, Dahan A, Van Velzen M. An experimental randomized study on the analgesic effects of pharmaceutical-grade cannabis in chronic pain patients with fibromyalgia. *Pain*. 2019;160:860–9. <https://doi.org/10.1097/j.pain.0000000000001464>.
- Vaping and e-cigarette use by age U.S. 2018 | Statista. <https://www.statista.com/statistics/882611/vaping-and-electronic-cigarette-use-us-by-age/>. Accessed 18 May 2020
- Vilazodone for major depressive disorder | MDedge Psychiatry. n.d. <https://www.mdedge.com/psychiatry/article/64286/depression/vilazodone-major-depressive-disorder>. Accessed 2 Jul 2020
- Wade DT, Robson P, House H, Makela P, Aram J. A preliminary controlled study to determine whether whole-plant cannabis extracts can improve intractable neurogenic symptoms. *Clin Rehabil*. 2003;17:21–9. <https://doi.org/10.1191/0269215503cr581oa>.
- Watt G, Karl T. In vivo evidence for therapeutic properties of cannabidiol (CBD) for Alzheimer's disease. *Front Pharmacol*. 2017;8(20). <https://doi.org/10.3389/fphar.2017.00020>.
- Wheeler M, Merten JW, Gordon BT, Hamadi H. CBD (Cannabidiol) product attitudes, knowledge, and use among young adults. *Subst Use Misuse*. 2020;55:1138–45. <https://doi.org/10.1080/10826084.2020.1729201>.
- WHO. WHO | burn-out an “occupational phenomenon”: international classification of diseases; 2019.
- Yunus MB. Gender differences in fibromyalgia and other related syndromes. *J Gender-Specific Med*. 2002;5:42–7.
- Zuardi AW, Cosme RA, Graeff FG, Guimarães FS. Effects of ipsapirone and cannabidiol on human experimental anxiety. *J Psychopharmacol*. 1993;7:82–8. <https://doi.org/10.1177/026988119300700112>.
- Zuardi AW, Crippa JAS, Hallak JEC, Moreira FA, Guimarães FS. Cannabidiol, a *Cannabis sativa* constituent, as an antipsychotic drug. *Braz J Med Biol Res*. 2006;39:421–9. <https://doi.org/10.1007/S0100-879X2006000400001>.

Publisher's Note

Springer Nature remains neutral with regard to jurisdictional claims in published maps and institutional affiliations.

Ready to submit your research? Choose BMC and benefit from:

- fast, convenient online submission
- thorough peer review by experienced researchers in your field
- rapid publication on acceptance
- support for research data, including large and complex data types
- gold Open Access which fosters wider collaboration and increased citations
- maximum visibility for your research: over 100M website views per year

At BMC, research is always in progress.



Learn more biomedcentral.com/submissions